

**Jaypee University of Information Technology  
Waknaghat, Distt. Solan (H.P.)**

**Balance Sheet as on 31.03.2018**

Amount (₹) 31.03.2017	LIABILITIES	Amount (₹) 31.03.2018	ASSETS	Amount (₹) 31.03.2018
50,000,000	<b>CORPUS FUND</b>	50,000,000	<b>FIXED ASSETS</b>	601,298,341
10,155,000	For University	10,155,000	Opening Balance	577,654,770
<b>60,155,000</b>	For Research Promotion (UBSK)	<b>60,155,000</b>	Addition during the year	23,643,571
			Disposed off during the current period	-
103,866,817	<b>GENERAL FUND</b>	208,729,339	Less : up to date Depreciation	<b>655,163,546</b>
104,862,522	Opening Balance	67,567,407	<b>Gross Block</b>	429,765,968
	Add - Surplus brought from Income & Expenditure A/C	67,567,407	<b>Net Block</b>	<b>225,407,578</b>
<b>208,729,339</b>		<b>276,296,746</b>		
13,532,088	<b>RESEARCH PROJECTS FUND</b>	4,431,339	<b>CAPITAL WORK IN PROGRESS</b>	-
8,914,614	Opening Balance	14,731,978	<b>CURRENT ASSETS, LOANS &amp; ADVANCES</b>	313,586,536
(17,957,856)	Add : Received during the year	(12,155,950)	Cash & Bank Balance	289,286,693
(67,507)	Less : Expenses during the year	(475,610)	Advances and Receivables in Cash or in Kind	27,773,275
<b>4,431,339</b>	Less : Refund during the year	<b>6,531,757</b>		
			Prepaid Expenses	2,949,720
100,408,449	<b>SECURED LOAN</b>	96,231,892	Security Deposits	2,195,186
	Term Loan Yes Bank Ltd.-Noida (Refer Note - 4)		Stock-in-Hand	9,109,688
<b>48,205,561</b>	<b>CURRENT LIABILITIES &amp; PROVISIONS</b>	<b>56,852,101</b>	<b>Total Assets</b>	<b>622,663,877</b>
114,844,280	Sundry Creditors	108,608,220		
	Other Liabilities			
18,281,325	<b>CAUTION MONEY</b>	18,801,430		
4,469,950	Opening Balance	3,920,000		
(3,949,845)	Add : Received during the year	(4,733,269)		
	Less : Refund during the year			
	(Due for payment during next one year Rs. 43,31,000/-)			
<b>18,801,430</b>		<b>17,988,161</b>		
<b>555,575,398</b>	<b>Total Liabilities</b>	<b>622,663,877</b>		



REGISTRAR,  
Jaypee University of Information Technology,  
Waknaghat, Distt. Solan (H.P.)  
MAJ GEN RAKESH BASSI, SM (RETD)  
REGISTRAR



For: DASS GUPTA & ASSOCIATES  
CHARTERED ACCOUNTANTS  
REG. NO.: 000775  
PARTNER  
(ASHOK KUMAR)  
MEMBERSHIP NO.: 092579  
PLACE:- New Delhi  
DATE : 13.10.2018

Significant Accounting policies and notes on accounts as per Schedule 'P' forming part of Balance Sheet.

**Jaypee University of Information Technology  
Waknaghat, Distt. Solan, H.P.  
Income & Expenditure Account for the year ended on 31.03.2018**

Amount (₹) 31.03.2017	EXPENDITURE	Amount (₹) 31.03.2018	INCOME	Amount (₹) 31.03.2018
79,166,635	Institutional Expenses	SCH. "J" 84,268,914	Collection from Students	SCH. "M" 499,404,110
186,076,596	Salary & Allowances	SCH. "K" 201,960,453	Interest received on FDs	SCH. "N" 17,587,609
108,601,965	Students Hostel Expenses	SCH. "L" 126,368,659	Other Income	SCH. "O" 2,264,278
31,584,392	Depreciation	SCH. "A" 39,090,564		
<b>405,429,588</b>	<b>Total Expenditure</b>	<b>451,688,590</b>		
<b>104,862,522</b>	<b>Surplus</b> Transferred to General Fund A/C.	<b>67,567,407</b>		
<b>510,292,110</b>	<b>TOTAL</b>	<b>519,255,997</b>	<b>TOTAL</b>	<b>519,255,997</b>

Significant Accounting policies and notes on accounts as per Schedule 'P' forming part of Income & Expenditure Account.  
As per our report of even date attached

For DASS GUPTA & ASSOCIATES  
CHARTERED ACCOUNTANTS  
REG. NO. 009112N  
(ASHOK KUMAR JAIN)  
PARTNER  
MEMBERSHIP NO.: 09705634V DEED

Vice Chancellor  
(VINOD KUMAR)  
VICE CHANCELLOR

REGISTRAR,  
Jaypee University of Information Technology  
Waknaghat, Distt. Solan (H.P.)  
MAJ GEN RAKESH BASSI, SM (RETD)  
REGISTRAR

(HEMANT VYAS)  
FINANCE OFFICER



**JAYPEE UNIVERSITY OF INFORMATION TECHNOLOGY**  
**FINANCIAL YEAR 2017-18**  
**Details of Fixed Assets as on 31.03.2018**

**SCHEDULE : "A"**

Block of Assets	Rate of Dep.	Op. Balance as on 01.04.2017	GROSS BLOCK		As on 31.03.2018	DEPRECIATION		NET BLOCK		
			180 Days or more	Addition during the year		Disposed off during the year	Op. Balance as on 01.04.2017	For the Year	Up to 31.03.2018	As on 31.03.2017
Classification of Assets										
Buildings	10%	132,828,156		2,430,338	135,358,494		8,543,047	57,255,903	84,215,300	78,102,597
Library Books	15%	64,702,140	138,283	1,575,741	66,416,164		3,072,631	48,216,717	19,558,054	18,199,447
Electronic Lab Equipments	15%	18,959,804	753,716		19,713,520		944,762	14,359,868	5,544,698	5,353,652
Bio Informatics Lab Equipments	15%	26,755,495	507,640	108,371	27,371,506		1,284,416	20,152,297	7,867,614	7,219,209
Physica Lab Equipments	15%	10,579,169	613,169		11,192,338		554,715	8,048,955	3,084,929	3,143,383
Computer Lab Equipments	40%	102,787,590	13,384,289	1,579,384	117,731,253		8,585,287	104,083,630	7,309,237	13,667,623
Imported Bio Lab Equipments	15%	22,031,080			22,031,080		716,068	17,973,250	4,773,918	4,057,830
Imported Electronic Lab Equipments	15%	3,358,810			3,358,810		47,030	3,092,307	313,533	286,593
Imported Computer Lab Equipments	40%	737,191			737,191		- 2	737,189	4	2
Imported Office Equipments	15%	87,905			87,905		2,596	73,195	17,306	14,710
Civil Lab Equipments	15%	11,020,067	687,940		11,708,007		736,182	7,192,340	4,563,909	4,515,667
Software-Computer	40%	3,064,905	135,464		3,200,369		29,356	3,088,603	5,658	111,766
Software -Math	40%	324,350			324,350		30,050	279,275	75,125	45,075
Software-Civil	40%	2,264,478			2,264,478		341,944	1,751,561	854,861	512,917
Software -Language Lab	40%	1,137,938			1,137,938		227,501	796,687	568,792	341,251
Software -Biotech Lab	40%	1,944,888			1,944,888		375,640	1,381,428	939,100	663,469
Software -Electronics Lab	40%	2,600,674			2,600,674		404,547	1,993,653	1,011,368	606,874
Software -Library	40%	273,000			273,000		176,216	214,930	96,784	58,070
Software -Physics Lab	40%	435,123			435,123		235,489	315,343	199,634	119,780
Software -PD Lab	40%	466,390			466,390		93,243	149,259	242,502	223,888
Office Equipments	15%	14,754,057	2,312,115	879,363	17,945,535		8,644,535	1,329,198	9,973,733	6,109,522
Miscellaneous Assets	15%	4,550,387	184,179	10,600	4,745,066		3,235,856	225,594	3,461,450	1,314,531
Gymnasium Equipments	15%	3,014,655			3,014,655		188,617	1,945,827	1,257,445	1,068,828
Furniture & Fixtures	10%	57,984,851	1,328,801	185,382	59,479,034		32,536,399	2,694,994	35,221,393	24,257,641
Vehicles	15%	11,271,384		9,385,239	20,656,623		8,961,446	1,050,385	10,011,831	10,644,802
Imported Kitchen Equipments	15%	278,308			278,308		213,847	9,669	223,516	230,948
Kitchen Equipments	15%	5,978,324	872,782	1,095,798	7,946,904		3,601,408	569,640	4,171,048	3,775,856
Plant & Machinery	15%	51,579,554	15,337,099	249,216	67,165,869		40,266,287	4,016,246	44,282,533	22,883,336
Electrical Equipments	15%	8,307,199		130,396	8,437,595		6,172,772	329,944	6,502,716	2,134,427
Mechanical Lab Equipments	15%	2,137,255			2,137,255		1,840,611	134,497	1,975,108	896,644
Research Equipments	15%	34,403,214			34,403,214		18,348,822	2,408,159	20,756,981	16,054,392
<b>GROSS TOTAL</b>		<b>601,239,341</b>	<b>35,412,073</b>	<b>18,453,132</b>	<b>655,104,546</b>		<b>390,665,405</b>	<b>428,755,968</b>	<b>210,632,936</b>	<b>225,407,578</b>
<b>PREVIOUS YEAR</b>		<b>577,654,770</b>	<b>1,421,969</b>	<b>22,221,602</b>	<b>601,298,341</b>		<b>359,081,013</b>	<b>31,584,392</b>	<b>390,665,405</b>	<b>218,873,757</b>



*San*

Information Technology  
Waknailat, Distt. Sonbhat (H.P.)



**JAYPEE UNIVERSITY OF INFORMATION TECHNOLOGY**  
**FINANCIAL YEAR 2017-18**  
**Capital Work in Progress**

**SCHEDULE - "B"**

**Amount (₹)**

Particulars	Opening Balance as on 01.04.2017	Addition during the Year	Capitalized during the Year	Expensed Out during the Year	Closing Balance as on 31.03.2018
Capital Goods In Store	13,627,900	-	13,627,900	-	-
<b>Gross Total</b>	<b>13,627,900</b>	<b>-</b>	<b>13,627,900</b>	<b>-</b>	<b>-</b>



REGISTRAR,  
 Jaypee University of Information Technology |  
 Waknaghat, Distt. Solan (H.P.)



**JAYPEE UNIVERSITY OF INFORMATION TECHNOLOGY**  
**FINANCIAL YEAR 2017-18**  
**Cash and Bank Balance**

**SCHEDULE - "C"**


S.No	Particulars	Amount (₹) 31.03.2018	Amount (₹) 31.03.2017
I	<b>Cash in Hand</b>	75,962	168,325
II	<b>Balance with Schedule Banks</b>		
	In Current Account:		
	- State Bank of Patiala, Wagnaghat	-	2,121,510
	- State Bank of India, Wagnaghat	255,202	-
	- Punjab National Bank, Shimla	309,447	578,099
	- Oriental Bank of Commerce, Solan	227,535	176,173
	- Punjab National Bank, Wagnaghat	3,444,554	15,525,905
	- Yes Bank Ltd., Noida	1,339,458	1,329,230
	- Cheque / DD in hand	5,438,000	11,849,635
	<b>Balance with Schedule Banks</b>		
	In Saving Account:		
	- Punjab National Bank, Samirpur	155,025	149,442
III	<b>Fixed Deposits with Banks</b>		
	- State Bank of Patiala, Wakanaghat	-	31,998,000
	- State Bank of India, Wakanaghat	14,400,000	-
	- Punjab National Bank, Shimla	1,145,291	1,092,072
	- Punjab National Bank, Wagnaghat	121,200,000	80,098,000
	- Oriental Bank of Commerce, Solan	136,900,000	117,500,000
	- Punjab National Bank, Samirpur	2,346,695	2,210,631
	- Interest Accrued but not due	6,715,701	2,410,633
	<b>Earmarked Deposits with Banks</b>		
	- Syndicate Bank UBSK, Noida (C/A)	152,040	152,334
	- Syndicate Bank UBSK, Noida (FDR)	18,187,613	18,187,613
	- Interest Accrued on FDR	1,294,013	1,029,502
	<b>TOTAL</b>	<b>313,586,536</b>	<b>289,286,693</b>



**JAYPEE UNIVERSITY OF INFORMATION TECHNOLOGY**  
**FINANCIAL YEAR 2017-18**  
**ADVANCES AND RECEIVABLES IN CASH OR IN KIND**

**SCHEDULE - "D"**

Particulars	Amount (₹) 31.03.2018	Amount (₹) 31.03.2017
<b>Advances To:-</b>		
- Staff	933,512	111,368
- Suppliers/Agencies	201,015	243,668
- Other Educational Trust	55,916,768	14,107,937
<b>Receivables From:-</b>		
- Students	501,500	580,000
- Income Tax Department as on 31.03.18	4,082,347	3,124,608
- Assessment Year 2008-09	Rs. 20,219	
- Assessment Year 2009-10	Rs. 1,62,119	
- Assessment Year 2010-11	Rs. 6,61,804	
- Assessment Year 2011-12	Rs. 97,434	
- Assessment Year 2012-13	Rs. 93,910	
- Assessment Year 2013-14	Rs. 1,09,376	
- Assessment Year 2015-16	Rs. 3,71,907	
- Assessment Year 2017-18	Rs. 8,06,550	
- Assessment Year 2018-19	Rs. 17,59,028	
- Excise & Taxation Department (VAT)	3,817,348	3,817,348
- Excise & Taxation Department (Entry Tax)	215,346	215,346
- Income Tax Department Appeal	5,573,000	5,573,000
- Receivable Of TCS	83,490	-
<b>TOTAL</b>	<b>71,324,326</b>	<b>27,773,275</b>



REGISTRAR,  
Jaypee University of Information Technology  
Waknaghat, Distt. Solan (H.P.)



**JAYPEE UNIVERSITY OF INFORMATION TECHNOLOGY  
FINANCIAL YEAR 2017-18  
PREPAID EXPENSES**

**SCHEDULE - "E"**

Particulars	Amount (₹) 31.03.2018	Amount (₹) 31.03.2017
AMC for Equipments	971,936	542,814
Insurance	258,617	129,521
Subscription for Journals & Digital Library	1,967,166	2,277,385
<b>TOTAL PREPAID EXPENSES</b>	<b>3,197,719</b>	<b>2,949,720</b>



*Oban*  
REGISTRAR,  
Jaypee University of Information Technology  
Waknaghat, Distt. Solan (H.P.)



**JAYPEE UNIVERSITY OF INFORMATION TECHNOLOGY  
FINANCIAL YEAR 2017-18  
SECURITY DEPOSITS**

**SCHEDULE - "F"**

Particulars	Amount (₹)	
	31.03.2018	31.03.2017
For Electricity Charges	2,083,514	2,083,514
For LPG	119,800	100,300
For Labour Office Solan	10,000	-
For Telephones	11,372	11,372
<b>TOTAL SECURITY DEPOSITS</b>	<b>2,224,686</b>	<b>2,195,186</b>



*Osani*  
REGISTRAR,  
Jaypee University of Information Technology  
Waknaghat, Distt. Solan (H.P.)

**JAYPEE UNIVERSITY OF INFORMATION TECHNOLOGY**  
**FINANCIAL YEAR 2017-18**  
**STOCK-IN-HAND**

**SCHEDULE - "G"**

Particulars	Amount (₹) 31.03.2018	Amount (₹) 31.03.2017
Annapura Grocery & Eatables	1,217,907	1,647,699
Medicines	77,778	48,068
Diesel	734,111	1,021,127
General Hardware Items	2,023,346	2,589,305
Electrical Items	2,810,975	3,397,540
Material In Transit	-	351,491
Spares for Vehicles	58,915	54,458
<b>TOTAL STOCK IN HAND</b>	<b>6,923,032</b>	<b>9,109,688</b>



*[Signature]*  
REGISTRAR,  
Jaypee University of Information Technology  
Waknaghat, Distt. Solan (H.P.)

**JAYPEE UNIVERSITY OF INFORMATION TECHNOLOGY  
FINANCIAL YEAR 2017-18  
SUNDRY CREDITORS**

**SCHEDULE - "H"**

Particulars	Amount (₹)	
	31.03.2018	31.03.2017
- For Goods Supplied	4,668,013	5,084,989
- For Services Rendered	10,140,971	6,896,898
- For Retention	884,747	536,792
- For Statutory Liabilities	41,158,370	35,686,882
<b>TOTAL SUNDRY CREDITORS</b>	<b>56,852,101</b>	<b>48,205,561</b>



*Devi*  
Jaypee University of Information Technology  
Waknaghat, Distt. Solan (H.P.)





**JAYPEE UNIVERSITY OF INFORMATION TECHNOLOGY  
FINANCIAL YEAR 2017-18  
OTHER LIABILITIES**

**SCHEDULE - "I"**

Particulars	Amount (₹) 31.03.2018	Amount (₹) 31.03.2017
Uncleared Cheques	3,062,288	9,416,673
Fee in Advance	94,005,869	95,162,582
JYC Students Fund	1,706,636	1,784,632
Expenses Payable	7,793,402	6,030,810
Salary and Allowances Payable	23,113	-
T.D.S. Payable	2,016,912	2,449,583
<b>TOTAL OTHER LIABILITIES</b>	<b>108,608,220</b>	<b>114,844,280</b>



*Deen*  
DIGISTRAR,  
Jaypee University of Information Technology  
Waknaghat, Distt. Solan (H.P.)



**JAYPEE UNIVERSITY OF INFORMATION TECHNOLOGY**  
**FINANCIAL YEAR 2017-18**  
**INSTITUTIONAL EXPENSES**

**SCHEDULE - "J"**

Particulars	Amount (₹) 31.03.2018	Amount (₹) 31.03.2017
Admission Exps. including Advertisement	3,995,098	2,256,549
Audit Fee	236,000	236,000
Conference & Seminar Expenses	213,497	118,902
Convocation Expenses	40,685	91,910
Contribution towards Research & Development	-	24,473
E-Journals & Periodicals	4,530,247	6,286,015
Electricity Expenses	4,209,673	4,422,829
Honorarium to Faculty & Remuneration of Visiting Faculty	1,004,630	486,238
Institute Promotional Expenses	516,242	578,985
Insurance Expenses	454,838	440,419
Internet Charges	549,748	1,757,318
Interest & Finance Charges	9,364,606	12,446,771
Laboratory Expenses	2,260,383	5,299,019
Lease Rent	21,584	21,584
Legal & Professional Charges	730,429	367,769
Misc. Expenses	256,618	312,499
Payment to Technical Personnel	6,921,377	6,100,281
Placement Expenses	476,619	406,115
Postage & Telegram	109,423	118,153
Prior Period Exps.	35,110	-
Printing & Stationery	1,905,585	1,752,618
Recruitment Expenses	689,806	267,617

*[Signature]*

REGISTRAR,  
Jaypee University of Information Technology  
Walmaghath, Distt. Solan (H.P.)



**SCHEDULE - "J" (Continued)**

Particulars	Amount (₹) 31.03.2018	Amount (₹) 31.03.2017
Scholarship to Students	7,915,236	7,095,963
Security Expenses	3,873,099	2,491,479
Staff Welfare	1,249,475	1,122,789
Telephone Expenses	210,909	208,563
Travelling & Conveyance	943,656	574,856
Water Expenses	2,357,521	3,249,325
<b>Repair &amp; Maintenance</b>		
- Civil Maintenance	9,150,866	6,599,114
- Equipment & Machinery	6,323,700	3,013,996
- Furniture & Fixture	1,417,594	1,242,738
- Horticulture Exps.	1,822,589	1,676,012
- Institute House Keeping	3,175,036	2,613,716
- Others	3,532,939	2,514,468
- Vehicles	3,516,399	2,261,410
- Water Supply Scheme	257,697	710,142
<b>TOTAL INSTITUTIONAL EXPENSES</b>	<b>84,268,914</b>	<b>79,166,635</b>




*Dass*  
REGISTRAR,  
Jaypee University of Information Technology  
Waknaghat, Distt. Solan (H.P.)

**JAYPEE UNIVERSITY OF INFORMATION TECHNOLOGY**  
**FINANCIAL YEAR 2017-18**  
**SALARY & ALLOWANCES**

**SCHEDULE - "K"**

Particulars	Amount (₹) 31.03.2018	Amount (₹) 31.03.2017
<b>Teaching Staff :</b>		
Salary	95,255,602	87,635,896
Conveyance Allowance	7,118,820	6,327,506
H.R.A.	6,097,352	5,623,987
Medical Reimbursement	3,746,471	3,501,789
Leave Travel Assistance	3,654,261	3,299,960
Contribution to Provident Fund	12,044,295	11,154,042
Provision for Gratuity	7,192,468	7,468,671
Other Allowances	19,185,115	17,490,463
Notice Pay	-	490,800
<b>Sub - Total</b>	<b>154,294,384</b>	<b>142,993,114</b>
<b>Non-Teaching Staff :</b>		
Salary	30,936,274	28,317,957
Conveyance Allowance	1,964,199	1,811,950
H.R.A.	2,711,278	2,362,383
Medical Reimbursement	1,260,927	1,165,089
Leave Travel Assistance	1,151,007	1,125,401
Contribution to Provident Fund	4,029,752	3,759,038
Provision for Gratuity	2,694,086	2,384,813
Other Allowances	2,918,546	2,156,851
<b>Sub - Total</b>	<b>47,666,069</b>	<b>43,083,482</b>
<b>TOTAL SALARY &amp; ALLOWANCES</b>	<b>201,960,453</b>	<b>186,076,596</b>



Jaypee University of Information Technology  
Waknaghat, Distt. Solan (H.P.)



**JAYPEE UNIVERSITY OF INFORMATION TECHNOLOGY**  
**FINANCIAL YEAR 2017-18**  
**STUDENTS HOSTEL EXPENSES**

**SCHEDULE - "L"**


Particulars	Amount (₹)	Amount (₹)
	31.03.2018	31.03.2017
Grocery & Eatables Consumed	41,517,286	39,980,524
Security Expenses	9,037,234	5,792,102
Electricity Charges	16,838,692	17,691,316
Water Charges	7,072,564	9,747,976
Housekeeping Expenses	7,954,221	6,522,982
Dispensary Expenses	4,389,184	4,345,438
Students Welfare Expenses	1,696,047	551,832
Messing Staff Expenses	9,214,189	6,901,678
Salary Annapurna & Technical Staff	6,741,792	6,081,505
Repair & Maintenance	18,546,934	7,492,759
Laundry Expenses	3,360,516	3,493,853
<b>TOTAL STUDENTS HOSTEL EXPENSES</b>	<b>126,368,659</b>	<b>108,601,965</b>



**JAYPEE UNIVERSITY OF INFORMATION TECHNOLOGY  
FINANCIAL YEAR 2017-18  
COLLECTIONS FROM STUDENTS**

**SCHEDULE - "M"**

Particulars	Amount (₹) 31.03.2018	Amount (₹) 31.03.2017
<b>Fees From Students:</b>		
Tuition Fee	310,825,273	217,466,769
Hostel Fee	149,717,721	154,622,301
Development Fee	21,546,579	106,762,037
<b>Sub Total :</b>	<b>482,089,573</b>	<b>478,851,107</b>
<b>Other Collection:-</b>		
Misc. Charges	1,767,973	1,049,130
Admission Form Charges	1,912,755	2,039,671
Tuck Shop Charges	3,703,377	3,981,101
Mess Charges	9,930,432	9,299,020
<b>Sub Total :</b>	<b>17,314,537</b>	<b>16,368,922</b>
<b>TOTAL COLLECTIONS FROM STUDENTS</b>	<b>499,404,110</b>	<b>495,220,029</b>



**JAYPEE UNIVERSITY OF INFORMATION TECHNOLOGY  
FINANCIAL YEAR 2017-18  
INTEREST RECEIVED ON FDRs**

**SCHEDULE - "N"**

Particulars	Amount (₹) 31.03.2018	Amount (₹) 31.03.2017
Oriental Bank of Commerce - Solan	8,262,550	5,524,886
Punjab National Bank - Shimla	78,956	76,803
Punjab National Bank - Wagnaghat	3,955,091	1,608,392
State Bank of India - Wagnaghat	3,520,735	4,693,999
Syndicate Bank - Noida (UBSK)	1,437,792	1,366,223
Yes Bank Ltd.- Noida	175,648	139,350
Punjab National Bank - Samirpur	156,837	141,614
<b>TOTAL INTEREST RECEIVED</b>	<b>17,587,609</b>	<b>13,551,267</b>



*Osani*  
REGISTRAR,  
Jaypee University of Information Technology  
Wagnaghat, Distt. Solan (H.P.)



**JAYPEE UNIVERSITY OF INFORMATION TECHNOLOGY  
FINANCIAL YEAR 2017-18  
OTHER INCOME**

**SCHEDULE - "O"**

Particulars	Amount (₹) 31.03.2018	Amount (₹) 31.03.2017
Other Miscellaneous Income	228,037	205,530
Notice Pay Recovery	1,033,579	689,003
Overhead Charges for Research Projects	625,911	352,862
Registration Charges for Conference & Seminars	242,295	273,419
Sundry Balance Written Off	134,456	-
<b>TOTAL OTHER INCOME</b>	<b>2,264,278</b>	<b>1,520,814</b>



*Uban*  
REGISTRAR,  
Jaypee University of Information Technology  
Waknaghat, Distt. Solan (H.P.)







**Jaypee University of Information Technology  
Waknaghat, Distt. Solan (H.P.)**

**Balance Sheet as on 31.03.2019**

Amount (₹) 31.03.2018	LIABILITIES	Amount (₹) 31.03.2019	Amount (₹) 31.03.2018	ASSETS	Amount (₹) 31.03.2019
	<b>CORPUS FUND</b>			<b>FIXED ASSETS</b>	
5,00,00,000	For University	5,00,00,000	60,12,98,341	Opening Balance	65,51,63,546
1,01,55,000	For Research Promotion (UBSK)	1,01,55,000	5,38,65,205	Addition during the year	1,90,52,078
<b>6,01,55,000</b>		<b>6,01,55,000</b>	-	Disposed off during the current period	4,27,000
	<b>GENERAL FUND</b>		<b>65,51,63,546</b>	<b>Gross Block</b>	<b>SCH. "A" 67,37,88,624</b>
20,87,29,339	Opening Balance	27,62,96,746	42,97,55,968	Less : up to date Depreciation	46,56,71,106
6,75,87,407	Add - Surplus brought from Income & Expenditure A/C	86,88,446	<b>22,54,07,578</b>	<b>Net Block</b>	<b>20,81,17,518</b>
<b>27,62,96,746</b>		<b>28,49,85,192</b>			
	<b>RESEARCH PROJECT'S FUND</b>			<b>CAPITAL WORK IN PROGRESS</b>	<b>SCH. "B" 1,16,71,717</b>
44,31,339	Opening Balance	65,31,757			
1,47,31,978	Add : Received during the year	62,86,771		<b>CURRENT ASSETS, LOANS &amp; ADVANCES</b>	
(1,21,55,950)	Less : Expenses during the year	(1,02,08,029)	<b>31,35,86,536</b>	Cash & Bank Balance	<b>SCH. "C" 31,09,35,164</b>
(4,75,610)	Less : Refund during the year	(1,35,369)	<b>7,13,24,326</b>	Advances and Receivables in Cash or in Kind	<b>SCH. "D" 7,27,69,508</b>
<b>65,31,757</b>		<b>24,75,130</b>		31,97,719	Prepaid Expenses
	<b>SECURED LOAN</b>			22,24,686	Security Deposits
9,62,31,892	Term Loan Yes Bank Ltd.-Noida	9,52,64,263		69,23,032	Stock- in- Hand
	<b>CURRENT LIABILITIES &amp; PROVISIONS</b>				
5,68,52,101	Sundry Creditors	SCH. "H" 6,10,94,129			
<b>10,86,08,220</b>	Other Liabilities	SCH. "I" 10,08,59,960			
	<b>CAUTION MONEY</b>				
1,88,01,430	Opening Balance	1,79,88,161			
39,20,000	Add : Received during the year	36,10,000			
(47,33,269)	Less : Refund during the year	(50,88,221)			
	(Due for payment during next one year Rs.47,36,400/-)				
<b>1,79,88,161</b>		<b>1,65,09,940</b>			
<b>62,26,63,877</b>	<b>Total Liabilities</b>	<b>62,13,43,613</b>	<b>62,26,63,877</b>	<b>Total Assets</b>	<b>62,13,43,613</b>

Significant Accounting policies and notes on accounts as per Schedule 'P' forming part of Balance Sheet.

For DASS GUPTA & ASSOCIATES  
CHARTERED ACCOUNTANTS  
REG.NO. 000112N  
  
ASHOK KUMAR JAIN  
PARTNER  
MEMBERSHIP NO. 090563  
PLACE:-New Delhi  
DATE : 25.09.2019



  
MAJ GEN RAKESH BASSI, SM (RETD)  
REGISTRAR

REGISTRAR,  
Jaypee University of Information Technology  
Waknaghat, Distt. Solan (H.P.)



**Jaypee University of Information Technology  
Waknaghat, Distt. Solan, H.P.  
Income & Expenditure Account for the year ended on 31.03.2019**

Amount (₹) 31.03.2018	EXPENDITURE	Amount (₹) 31.03.2019	Amount (₹) 31.03.2018	INCOME	Amount (₹) 31.03.2019
8,42,68,914	Institutional Expenses SCH. "J"	9,84,41,582	49,94,04,110	Collection from Students SCH. "M"	48,52,56,447
20,19,60,453	Salary & Allowances SCH. "K"	22,11,02,881	1,75,87,609	Interest received on FDs SCH. "N"	1,60,61,642
12,63,68,659	Students Hostel Expenses SCH. "L"	13,90,81,195	22,64,278	Other Income SCH. "O"	19,11,152
3,90,90,564	Depreciation SCH. "A"	3,59,15,137			
<b>45,16,88,590</b>	<b>Total Expenditure</b>	<b>49,45,40,795</b>			
	Surplus				
<b>6,75,67,407</b>	Transferred to General Fund A/C.	<b>86,88,446</b>			
<b>51,92,55,997</b>	<b>TOTAL</b>	<b>50,32,29,241</b>	<b>51,92,55,997</b>	<b>TOTAL</b>	<b>50,32,29,241</b>

Significant Accounting policies and notes on accounts as per Schedule 'P' forming part of Income & Expenditure Account.  
As per our report of even date attached

For DASS GUPTA & ASSOCIATES  
CHARTERED ACCOUNTANTS  
REG.NO.0001126

(ASHOK KUMAR JAIN)  
PARTNER  
MEMBERSHIP NO.098563

PLACE:- New Delhi  
DATE : 25.09.2019



*Basu*

MAJ GEN RAKESH BASSI (RETD)  
REGISTRAR

REGISTRAR,  
Jaypee University of Information Technology  
Waknaghat, Distt. Solan (H.P)

*Hemant Vyas*

HEMANT VYAS  
CHIEF FINANCE OFFICER



**JAYPEE UNIVERSITY OF INFORMATION TECHNOLOGY  
FINANCIAL YEAR 2018-19  
Details of Fixed Assets as on 31.03.2019**

**SCHEDULE : "A"**

Block of Assets	Rate of Dep.	GROSS BLOCK					DEPRECIATION			NET BLOCK	
		Op. Balance as on 01.04.2018	Addition during the year		Disposed off during the year	As on 31.03.2019	Op. Balance as on 01.04.2018	For the Year	Up to 31.03.2018	As on 31.03.2018	As on 31.03.2019
			180 Days or more	Less than 180 Days							
Buildings	10%	13,53,58,494				13,53,58,494	5,72,55,903	78,10,269	6,50,68,162	7,81,02,691	7,02,92,332
Library Books	15%	6,64,16,164	1,28,525	13,92,109		6,79,34,798	4,82,16,717	28,53,304	5,10,70,021	1,81,89,447	1,58,64,777
Electronic Lab Equipments	15%	1,87,13,520		3,71,700		2,00,85,220	1,43,59,858	8,30,925	1,51,80,793	53,53,652	48,54,427
Bio Informatics Lab Equipments	15%	2,73,71,506				2,73,71,506	2,01,52,297		2,12,35,179	72,15,209	61,36,328
Physics Lab Equipments	15%	1,11,92,338		52,068		1,12,44,406	80,48,955	4,75,413	85,24,368	31,43,383	27,20,038
Computer Lab Equipments	40%	11,77,31,283	30,60,551	12,16,840		12,20,09,444	10,40,63,630	69,34,798	11,09,98,428	1,38,67,623	1,10,10,616
Imported Bio Lab Equipments	15%	2,20,31,080				2,20,31,080	1,79,73,250	6,08,675	1,85,61,925	40,57,830	34,48,155
Imported Electronic Lab Equipments	15%	33,58,810				33,58,810	30,92,307	39,975	31,32,282	2,65,503	2,26,528
Imported Computer Lab Equipments	40%	7,37,191				7,37,191	7,37,189	1	7,37,190	2	1
Imported Office Equipments	15%	87,905				87,905	73,195	2,207	75,402	14,710	12,503
Civil Lab Equipments	15%	1,17,08,007	1,57,383	6,30,118		1,24,95,508	71,92,340	7,48,216	79,40,556	45,15,667	45,54,952
Software-Computer	40%	32,00,369		13,03,900		45,04,269	30,88,603	3,05,486	33,94,059	1,11,786	1,10,10,180
Software -Math	40%	3,24,350				3,24,350	2,79,275	18,030	2,97,305	45,075	27,045
Software-Civil	40%	22,64,476				22,64,476	17,51,561	2,05,167	19,56,728	5,12,917	3,07,760
Software -Language Lab	40%	11,37,938				11,37,938	7,86,887	1,38,500	9,33,187	3,41,251	2,04,751
Software -Biotech Lab	40%	19,44,888				19,44,888	13,81,428	2,25,384	16,05,812	5,63,460	3,38,076
Software -Electronics Lab	40%	26,00,674		14,82,021		40,82,695	19,59,853	5,39,133	25,32,866	6,05,621	15,49,709
Software -Library	40%	2,73,000				2,73,000	2,14,930	23,228	2,38,158	58,070	34,842
Software -Physics Lab	40%	4,35,123				4,35,123	3,15,343	47,912	3,63,255	1,19,780	71,868
Software -PD Lab	40%	4,66,390				4,66,390	2,42,502	89,555	3,32,057	2,23,888	1,34,333
Office Equipments	15%	1,79,45,535	9,47,171	19,84,718		2,08,57,424	99,73,733	14,85,200	1,14,58,933	79,71,802	93,98,491
Miscellaneous Assets	15%	47,45,055	51,600	2,91,063		50,87,729	34,61,460	2,22,112	36,83,562	12,83,616	14,04,167
Gymnasium Equipments	15%	30,14,655	6,78,150	19,85,830		56,77,635	19,45,827	4,10,759	23,66,586	10,88,628	33,21,048
Furniture & Pictures	10%	5,94,79,034	19,824			5,94,98,858	3,52,21,393	24,27,747	3,78,46,140	2,42,57,641	2,18,49,718
Vehicles	15%	2,06,56,533	8,23,845		4,27,000	2,11,53,478	1,00,11,831	16,71,247	1,16,83,076	1,06,44,602	94,70,400
Imported Kitchen Equipments	15%	2,78,308				2,78,308	2,23,616	8,219	2,31,735	54,792	46,573
Kitchen Equipments	15%	79,46,904	5,14,537			85,61,441	41,71,048	5,88,569	48,29,607	37,75,856	37,81,834
Plant & Machinery	15%	6,71,65,869	3,81,866	11,62,087		8,87,29,932	4,42,82,533	35,78,453	4,78,60,986	2,28,83,396	2,09,68,946
Electrical Equipments	15%	84,37,595	1,05,382	1,13,280		86,56,257	65,02,716	3,14,535	68,17,251	19,34,879	18,39,006
Mechanical Lab Equipments	15%	27,37,255				27,37,255	19,75,108	1,14,322	20,89,430	7,62,147	6,47,625
Research Equipments	15%	3,44,03,214				3,44,03,214	2,07,58,981	20,46,935	2,28,03,916	1,36,45,233	1,15,59,298
<b>GROSS TOTAL</b>		<b>66,51,63,546</b>	<b>70,86,334</b>	<b>1,19,86,744</b>	<b>4,27,000</b>	<b>67,37,89,624</b>	<b>42,67,65,988</b>	<b>3,69,15,137</b>	<b>46,56,71,198</b>	<b>22,54,07,578</b>	<b>20,81,17,816</b>
<b>PREVIOUS YEAR</b>		<b>60,12,98,341</b>	<b>3,54,12,073</b>	<b>1,84,63,132</b>	<b>-</b>	<b>65,81,63,546</b>	<b>39,06,85,405</b>	<b>3,80,90,694</b>	<b>42,97,55,989</b>	<b>21,06,32,938</b>	<b>22,84,07,576</b>



REGISTRAR,  
Jaypee University of Information Technology,  
Waknaghat, Distt. Solan (H.P.)



**JAYPEE UNIVERSITY OF INFORMATION TECHNOLOGY  
FINANCIAL YEAR 2018-19  
Capital Work in Progress**

SCHEDULE - "B"

Amount (₹)

Particulars	Opening Balance as on 01.04.2018	Addition during the Year	Capitalized during the Year	Expensed Out during the Year	Closing Balance as on 31.03.2019
Capital Goods In Store	-	88,019	-	-	88,019
Capital Work in Progress		11,483,698			11,483,698
<b>Gross Total</b>	-	<b>11,571,717</b>	-	-	<b>11,571,717</b>



*Blaw*

REGISTRAR,  
Jaypee University of Information Technology  
Waknaghat, Distt. Solan (H.P.)





**JAYPEE UNIVERSITY OF INFORMATION TECHNOLOGY**  
**FINANCIAL YEAR 2018-19**  
**Cash and Bank Balance**

**SCHEDULE - "C"**

S.No	Particulars	Amount (₹) 31.03.2019	Amount (₹) 31.03.2018
I	<b>Cash in Hand</b>	111,479	75,962
II	<b>Balance with Schedule Banks</b>		
	<u>In Current Account :</u>		
	- State Bank of India, Wakanaghat	284,065	255,202
	- Punjab National Bank, Shimla	696,869	309,447
	- Oriental Bank of Commerce, Solan	173,138	227,535
	- Punjab National Bank, Wakanaghat	4,902,676	3,444,554
	- Yes Bank Ltd., Noida	843,663	1,339,458
	- Cheque / DD in hand	51,095,298	5,438,000
	<b>Balance with Schedule Banks</b>		
	<u>In Saving Account :</u>		
	- Punjab National Bank, Samirpur	160,450	155,025
III	<b>Fixed Deposits with Banks</b>		
	- State Bank of India, Wakanaghat	-	14,400,000
	- Punjab National Bank, Shimla	1,175,949	1,145,291
	- Punjab National Bank, Wakanaghat	169,500,000	121,200,000
	- Oriental Bank of Commerce, Solan	50,000,000	136,900,000
	- Punjab National Bank, Samirpur	2,486,863	2,346,695
	- Interest Accrued but not due	7,460,693	5,686,199
IV	<b>Earmarked Deposits with Banks</b>		
	- Syndicate Bank UBSK, Noida (C/A)	151,746	152,040
	- Syndicate Bank UBSK, Noida (FDR)	18,187,613	18,187,613
	- Interest Accrued on FDR	3,704,662	2,323,515
	<b>TOTAL</b>	<b>310,935,164</b>	<b>313,586,536</b>




REGISTRAR,  
 Jaypee University of Information Technology  
 Wakanaghat, Distt. Solan (H.P.)



**JAYPEE UNIVERSITY OF INFORMATION TECHNOLOGY  
FINANCIAL YEAR 2018-19  
ADVANCES AND RECEIVABLES IN CASH OR IN KIND**

**SCHEDULE - "D"**

Particulars	Amount (₹)	
	31.03.2019	31.03.2018
<b>Advances To:-</b>		
- Staff	140,046	933,512
- Suppliers/Agencies	448,212	201,015
- Other Educational Trust	56,831,084	55,916,768
<b>Receivables From:-</b>		
- Students	360,000	501,500
- Income Tax Department as on 31.03.19	5,516,328	4,082,347
- Assessment Year 2010-11	Rs. 6,61,804	
- Assessment Year 2011-12	Rs. 97,434	
- Assessment Year 2012-13	Rs. 93,910	
- Assessment Year 2013-14	Rs. 1,09,376	
- Assessment Year 2015-16	Rs. 3,71,907	
- Assessment Year 2017-18	Rs. 8,06,550	
- Assessment Year 2018-19	Rs. 17,59,028	
- Assessment Year 2019-20	Rs. 16,16,319	
- Excise & Taxation Department (VAT)	3,817,348	3,817,348
- Excise & Taxation Department (Entry Tax)	-	215,346
- Income Tax Department Appeal	5,573,000	5,573,000
- Receivable Of TCS	83,490	83,490
<b>TOTAL</b>	<b>72,769,508</b>	<b>71,324,326</b>



*Das*  
REGISTRAR,  
Jaypee University of Information Technology  
Waknaghat, Distt. Solan (H.P.)



**JAYPEE UNIVERSITY OF INFORMATION TECHNOLOGY  
FINANCIAL YEAR 2018-19  
PREPAID EXPENSES**

**SCHEDULE - "E"**

Particulars	Amount (₹)	Amount (₹)
	31.03.2019	31.03.2018
AMC for Equipments	626,918	971,936
Insurance	505,231	258,617
Subscription for Journals & Digital Library	4,663,671	1,967,166
<b>TOTAL PREPAID EXPENSES</b>	<b>5,795,820</b>	<b>3,197,719</b>



*[Handwritten Signature]*

REGISTRAR,  
Jaypee University of Information Technology  
Waknaghat, Distt. Solan (H.P.)



**JAYPEE UNIVERSITY OF INFORMATION TECHNOLOGY  
FINANCIAL YEAR 2018-19  
SECURITY DEPOSITS**

**SCHEDULE - "F"**

Particulars	Amount (₹)	
	31.03.2019	31.03.2018
For Electricity Charges	2,344,514	2,083,514
For LPG	119,800	119,800
For Labour Office Solan	10,000	10,000
For Telephones	11,372	11,372
<b>TOTAL SECURITY DEPOSITS</b>	<b>2,485,686</b>	<b>2,224,686</b>



*Das*

REGISTRAR,  
Jaypee University of Information Technology  
Waknaghat, Distt. Solan (H.P.)





**JAYPEE UNIVERSITY OF INFORMATION TECHNOLOGY  
FINANCIAL YEAR 2018-19  
STOCK-IN-HAND**

**SCHEDULE - "G"**

Particulars	Amount (₹)	Amount (₹)
	31.03.2019	31.03.2018
Annapurna Grocery & Eatables	2,277,580	1,217,907
Medicines	54,617	77,778
Diesel	1,058,819	734,111
General Hardware Items	2,160,113	2,023,346
Electrical Items	3,205,661	2,810,975
Material in Transit	862,126	-
Spares for Vehicles	49,282	58,915
<b>TOTAL STOCK IN HAND</b>	<b>9,668,198</b>	<b>6,923,032</b>



*Bar*

REGISTRAR,  
Jaypee University of Information Technology  
Waknaghat, Distt. Solan (H.P.)



**JAYPEE UNIVERSITY OF INFORMATION TECHNOLOGY  
FINANCIAL YEAR 2018-19  
SUNDRY CREDITORS**

**SCHEDULE - "H"**

Particulars	Amount (₹)	Amount (₹)
	31.03.2019	31.03.2018
- For Goods Supplied	7,111,626	5,400,604
- For Services Rendered	9,500,742	9,408,380
- For Retention	1,069,104	884,747
- For Statutory Liabilities	43,412,657	41,158,370
<b>TOTAL SUNDRY CREDITORS</b>	<b>61,094,129</b>	<b>56,852,101</b>



*[Handwritten Signature]*

REGISTRAR,  
Jaypee University of Information Technology  
Waknaghat, Distt. Solan (H.P)



**JAYPEE UNIVERSITY OF INFORMATION TECHNOLOGY  
FINANCIAL YEAR 2018-19  
OTHER LIABILITIES**

**SCHEDULE - "I"**

Particulars	Amount (₹) 31.03.2019	Amount (₹) 31.03.2018
Uncleared Cheques	1,242,185	3,062,288
Fee in Advance	89,934,121	94,005,869
JYC Students Fund	1,473,354	1,706,636
Expenses Payable	5,193,423	7,793,402
Salary and Allowances Payable	-	23,113
T.D.S. Payable	3,016,877	2,016,912
<b>TOTAL OTHER LIABILITIES</b>	<b>100,859,960</b>	<b>108,608,220</b>



*[Handwritten Signature]*



REGISTRAR,  
Jaypee University of Information Technology  
Waknaghat, Distt. Solan (H.P.)




**JAYPEE UNIVERSITY OF INFORMATION TECHNOLOGY  
FINANCIAL YEAR 2018-19  
INSTITUTIONAL EXPENSES**

**SCHEDULE - "J"**

Particulars	Amount (₹)	
	31.03.2019	31.03.2018
Admission Exps. including Advertisement	5,626,229	3,995,098
Audit Fee	354,000	236,000
Conference & Seminar Expenses	286,976	213,497
Convocation Expenses	43,775	40,685
Contribution towards Research & Development	87,925	-
E-Journals & Periodicals	5,673,182	4,530,247
Electricity Expenses	5,812,069	4,209,673
Honorarium to Faculty & Remuneration of Visiting Faculty	854,295	1,004,630
Institute Promotional Expenses	212,716	516,242
Insurance Expenses	191,609	454,838
Internet Charges	641,789	549,748
Interest & Finance Charges	9,135,295	9,364,606
Laboratory Expenses	3,045,210	2,260,383
Lease Rent	22,651	21,584
Legal & Professional Charges	466,389	730,429
Misc. Expenses	1,060,985	256,618
Payment to Technical Personnel	9,310,009	6,921,377
Placement Expenses	1,027,442	476,619
Postage & Telegram	140,498	109,423
Prior Period Exps.	75,941	35,110
Printing & Stationery	1,930,485	1,905,585
Recruitment Expenses	424,087	689,806




*Basu*  
REGISTRAR,  
Jaypee University of Information Technology  
Waknaghat, Distt. Solan (H.P.)





**SCHEDULE - "J" (Continued)**

Particulars	Amount (₹)	
	31.03.2019	31.03.2018
Scholarship to Students	14,940,523	7,915,236
Security Expenses	5,081,161	3,873,099
Staff Welfare	1,580,553	1,249,475
Telephone Expenses	626,809	210,909
Travelling & Conveyance	1,401,789	943,656
Water Expenses	2,770,883	2,357,521
<b>Repair &amp; Maintenance</b>		
- Civil Maintenance	5,307,284	9,150,866
- Equipment & Machinery	5,860,474	6,323,700
- Furniture & Fixture	1,577,138	1,417,594
- Horticulture Exps.	2,132,478	1,822,589
- Institute House Keeping	3,898,204	3,175,036
- Others	2,820,281	3,532,939
- Vehicles	3,792,682	3,516,399
- Water Supply Scheme	227,766	257,697
<b>TOTAL INSTITUTIONAL EXPENSES</b>	<b>98,441,582</b>	<b>84,268,914</b>



*Alban*


REGISTRAR,  
Jaypee University of Information Technology  
Waknaghat, Distt. Solan (H.P.)



**JAYPEE UNIVERSITY OF INFORMATION TECHNOLOGY  
FINANCIAL YEAR 2018-19  
SALARY & ALLOWANCES**

**SCHEDULE - "K"**

Particulars	Amount (₹)	
	31.03.2019	31.03.2018
<b>Teaching Staff :</b>		
Salary	100,614,665	95,255,602
Conveyance Allowance	7,334,688	7,118,820
H.R.A.	6,701,694	6,097,352
Medical Reimbursement	4,053,938	3,746,471
Leave Travel Assistance	3,782,981	3,654,261
Contribution to Provident Fund	12,301,699	12,044,295
Provision for Gratuity	3,952,938	7,192,468
Other Allowances	28,655,875	19,185,115
<b>Sub - Total</b>	<b>167,398,478</b>	<b>154,294,384</b>
<b>Non-Teaching Staff :</b>		
Salary	34,048,256	30,936,274
Conveyance Allowance	1,929,195	1,964,199
H.R.A.	2,769,074	2,711,278
Medical Reimbursement	1,277,797	1,260,927
Leave Travel Assistance	1,207,351	1,151,007
Contribution to Provident Fund	4,171,521	4,029,752
Provision for Gratuity	3,648,866	2,694,086
Other Allowances	4,652,343	2,918,546
<b>Sub - Total</b>	<b>53,704,403</b>	<b>47,666,069</b>
<b>TOTAL SALARY &amp; ALLOWANCES</b>	<b>221,102,881</b>	<b>201,960,453</b>



REGISTRAR,  
Jaypee University of Information Technology  
Waknaghat, Distt. Solan (H.P.)



**JAYPEE UNIVERSITY OF INFORMATION TECHNOLOGY  
FINANCIAL YEAR 2018-19  
STUDENTS HOSTEL EXPENSES**


**SCHEDULE - "L"**

Particulars	Amount (₹)	Amount (₹)
	31.03.2019	31.03.2018
Grocery & Eatables Consumed	43,851,011	41,517,286
Security Expenses	11,856,026	9,037,234
Electricity Charges	15,871,100	16,838,692
Water Charges	8,906,034	7,072,564
Housekeeping Expenses	11,290,552	7,954,221
Dispensary Expenses	6,099,013	4,389,184
Students Welfare Expenses	744,103	1,696,047
Messing Staff Expenses	12,223,802	9,214,189
Salary Annapurna & Technical Staff	7,148,481	6,741,792
Repair & Maintenance	17,417,031	18,546,934
Laundry Expenses	3,674,042	3,360,516
<b>TOTAL STUDENTS HOSTEL EXPENSES</b>	<b>139,081,195</b>	<b>126,368,659</b>



*Basu*


REGISTRAR,  
Jaypee University of Information Technology  
Waknaghat, Distt. Solan (H.P.)




**JAYPEE UNIVERSITY OF INFORMATION TECHNOLOGY  
FINANCIAL YEAR 2018-19  
COLLECTIONS FROM STUDENTS**

**SCHEDULE - "M"**

Particulars	Amount (₹)	
	31.03.2019	31.03.2018
<b>Fees From Students:</b>		
Tuition Fee	324,063,014	310,825,273
Hostel Fee	144,187,141	149,717,721
Development Fee	-	21,546,579
<b>Sub Total :</b>	<b>468,250,155</b>	<b>482,089,573</b>
<b>Other Collection:-</b>		
Misc.Charges	1,695,198	1,767,973
Admission Form Charges	2,032,125	1,912,755
Tuck Shop Charges	3,770,898	3,703,377
Mess Charges	9,508,071	9,930,432
<b>Sub Total :</b>	<b>17,006,292</b>	<b>17,314,537</b>
<b>TOTAL COLLECTIONS FROM STUDENTS</b>	<b>485,256,447</b>	<b>499,404,110</b>



*Ban*  
REGISTRAR,  
Jaypee University of Information Technology  
Waknaghat, Distt. Solan (H.P)






**JAYPEE UNIVERSITY OF INFORMATION TECHNOLOGY**  
**FINANCIAL YEAR 2018-19**  
**INTEREST RECEIVED ON FDRs**

**SCHEDULE - "N"**

Particulars	Amount (₹)	Amount (₹)
	31.03.2019	31.03.2018
Oriental Bank of Commerce - Solan	3,387,013	8,262,550
Punjab National Bank - Shimla	193,503	78,956
Punjab National Bank - Waknaghat	10,761,738	3,955,091
State Bank of India - Waknaghat	23,542	3,520,735
Syndicate Bank - Noida (UBSK)	1,534,608	1,437,792
Yes Bank Ltd.- Noida	-	175,648
Punjab National Bank - Samirpur	161,238	156,837
<b>TOTAL INTEREST RECEIVED</b>	<b>16,061,642</b>	<b>17,587,609</b>



*[Signature]*  
 REGISTRAR,  
 Jaypee University of Information Technology  
 Waknaghat, Distt. Solan (H.P.)



**JAYPEE UNIVERSITY OF INFORMATION TECHNOLOGY  
FINANCIAL YEAR 2018-19  
OTHER INCOME**

**SCHEDULE - "O"**

Particulars	Amount (₹)	
	31.03.2019	31.03.2018
Other Miscellaneous Income	7,49,001	2,28,037
Notice Pay Recovery	3,85,133	10,33,579
Overhead Charges for Research Projects	4,03,443	6,25,911
Registration Charges for Conference & Seminars	10,683	2,42,295
Sundry Balance Written Off	3,62,892	1,34,456
<b>TOTAL OTHER INCOME</b>	<b>19,11,152</b>	<b>22,64,278</b>



*[Signature]*  
REGISTRAR,  
Jaypee University of Information Technology  
Waknaghat, Distt. Solan (H.P.)



**Jaypee University of Information Technology  
Waknaghat, Distt. Solan (H.P.)**

**Balance Sheet as on 31.03.2020**

Amount (₹) 31.03.2019	LIABILITIES	Amount (₹) 31.03.2020	Amount (₹) 31.03.2019	ASSETS	Amount (₹) 31.03.2020
5,00,00,000	<b>CORPUS FUND</b>	5,00,00,000	65,51,63,546	<b>FIXED ASSETS</b>	
1,01,55,000	For University	1,01,55,000	1,90,52,078	Opening Balance	67,37,88,624
6,01,55,000	For Research Promotion (UBSK)	6,01,55,000	(4,27,000)	Addition during the year	3,87,08,295
			67,37,88,624	Disposed off during the current period	3,35,000
			46,56,71,106	<b>Gross Block</b>	SCH. "A" 71,21,61,919
27,62,96,746	<b>GENERAL FUND</b>	28,49,85,192	20,81,17,518	Less : up to date Depreciation	50,35,94,872
86,88,446	Opening Balance	(2,74,89,993)		<b>Net Block</b>	20,85,67,047
28,49,85,192	Add - Surplus brought from Income & Expenditure A/C	25,74,95,199	1,15,71,717	<b>CAPITAL WORK IN PROGRESS</b>	SCH. "B" 10,43,148
				<b>CURRENT ASSETS, LOANS &amp; ADVANCES</b>	
65,31,757	<b>RESEARCH PROJECT'S FUND</b>	24,75,130	31,09,35,164	Cash & Bank Balance	SCH. "C" 21,10,93,841
62,86,771	Opening Balance	69,60,769	57,95,820	Advances and Receivables in Cash or in Kind	SCH. "D" 7,33,69,383
(1,02,08,029)	Add : Received during the year	(37,13,908)	7,27,69,508	Prepaid Expenses	SCH. "E" 53,73,509
(1,35,369)	Less : Expenses during the year	(3,59,482)	57,95,820	Security Deposits	SCH. "F" 23,83,452
24,75,130	Less : Refund during the year	53,62,509	96,68,198	Stock-in- Hand	SCH. "G" 90,10,169
9,52,64,263	<b>SECURED LOAN</b>				
	Term Loan Yes Bank Ltd.-Noida				
6,10,94,129	<b>CURRENT LIABILITIES &amp; PROVISIONS</b>	SCH. "H" 7,11,36,796			
10,08,59,960	Sundry Creditors	SCH. "I" 10,04,90,115			
	Other Liabilities				
1,79,88,161	<b>CAUTION MONEY</b>	1,65,09,940			
36,10,000	Opening Balance	44,70,000			
(50,88,221)	Add : Received during the year	(47,79,010)			
	Less : Refund during the year				
	(Due for payment during next one year Rs.41,21,315/-)				
1,65,09,940		1,62,00,930			
62,13,43,613	<b>Total Liabilities</b>	51,08,40,549	62,13,43,613	<b>Total Assets</b>	51,08,40,549

Significant Accounting policies and notes on accounts as per Schedule 'P' forming part of Balance Sheet.

For DASS GUPTA & ASSOCIATES  
CHARTERED ACCOUNTANTS  
REG. NO. 000112N

ASHOK KUMAR JAIN  
PARTNER  
MEMBERSHIP NO.: 090563

OFFICE: New Delhi

JAYPEE UNIVERSITY OF INFORMATION TECHNOLOGY  
Waknaghat, Distt. Solan (H.P.)  
VICE CHANCELLOR

*Dass*  
REGISTRAR,  
Jaypee University of Information Technology  
Waknaghat, Distt. Solan (H.P.)


MAJ GEN RAKESH BASSI (RETD)  
REGISTRAR

JAYPEE UNIVERSITY OF INFORMATION TECHNOLOGY  
Waknaghat, Distt. Solan (H.P.)  
CHIEF FINANCE OFFICER


**Jaypee University of Information Technology  
Waknaghat, Distt. Solan, H.P.  
Income & Expenditure Account for the year ended on 31.03.2020**


Amount (₹) 31.03.2019	EXPENDITURE	Amount (₹) 31.03.2020	Amount (₹) 31.03.2019	INCOME	Amount (₹) 31.03.2020
9,84,41,582	Institutional Expenses SCH. "J"	9,08,05,855	48,52,56,447	Collection from Students SCH. "M"	46,96,37,666
22,11,02,881	Salary & Allowances SCH. "K"	24,31,76,137	1,60,61,642	Interest received on FDs SCH. "N"	1,21,88,424
13,90,81,195	Students Hostel Expenses SCH. "L"	13,94,37,560	19,11,152	Other Income SCH. "O"	20,27,235
3,59,15,137	Depreciation SCH. "A"	3,79,23,766			
49,45,40,795	Total Expenditure	51,13,43,318			
86,88,446	Surplus Transferred to General Fund A/C.	(2,74,89,993)			
50,32,29,241	TOTAL	48,38,53,325	50,32,29,241	TOTAL	48,38,53,325

Significant Accounting policies and notes on accounts as per Schedule 'P' forming part of Income & Expenditure Account.  
As per our report of even date attached

For DASS GUPTA & ASSOCIATES  
CHARTERED ACCOUNTANTS  
REG. NO. 009124 G  
  
(ASHOK KUMAR JAIN)  
PARTNER  
MEMBERSHIP NO.: 090553  
NEW DELHI

  
Vice-Chancellor  
VINOD KUMAR  
VICE CHANCELLOR

  
REGISTRAR,  
Jaypee University of Information Technology  
Waknaghat, Distt. Solan (H.P.)  
MAJ GEN RAKESH BASSI (RETD)  
REGISTRAR

  
Chief Finance Officer  
HEMANT VYAS  
CHIEF FINANCE OFFICER

PLACE:- New Delhi  
DATE : 27.10.2020



**JAYPEE UNIVERSITY OF INFORMATION TECHNOLOGY**  
**FINANCIAL YEAR 2019-20**  
**Details of Fixed Assets as on 31.03.2020**


**SCHEDULE : "A"**

Block of Assets	Rate of Dep.	GROSS BLOCK					DEPRECIATION			NET BLOCK	
		Op. Balance as on 01.04.2019	Addition during the year		Disposed off during the year	As on 31.03.2020	Op. Balance as on 01.04.2019	For the Year	Up to 31.03.2020	As on 31.03.2019	As on 31.03.2020
			180 Days or more	Less than 180 Days							
<b>Classification of Assets</b>											
Buildings	10%	13,53,58,494	91,81,445	10,41,098	14,55,81,037	6,50,66,162	79,99,433	7,30,65,595	7,02,92,332	7,25,15,442	
Library Books	15%	6,79,34,798	1,00,729	7,65,858	6,39,01,385	5,10,70,021	26,02,265	5,36,72,286	1,68,64,777	1,51,29,099	
Electronic Lab Equipments	15%	2,00,85,220			2,09,85,220	1,51,90,193	7,34,164	1,59,24,957	48,94,427	41,80,283	
Bio Informatics Lab Equipments	15%	2,73,71,505			2,73,71,505	2,12,35,178	9,20,449	2,21,55,627	61,36,328	52,15,879	
Physics Lab Equipments	15%	1,12,44,205	98,019		1,13,42,425	85,24,366	4,22,709	89,47,077	27,20,038	23,95,348	
Computer Lab Equipments	40%	2,20,09,044	76,67,335	1,30,26,200	14,29,02,579	11,09,98,428	1,01,56,420	12,11,54,848	1,10,10,616	2,17,47,731	
Imported Bio Lab Equipments	15%	2,20,31,080			2,20,31,080	1,85,61,925	5,17,373	1,90,99,298	34,49,155	29,31,782	
Imported Electronic Lab Equipments	15%	33,58,810			33,58,810	31,32,282	33,979	31,66,261	2,26,528	1,92,549	
Imported Computer Lab Equipments	40%	7,37,191			7,37,191	7,37,190		7,37,190		1	
Imported Office Equipments	15%	87,905			87,905	75,402	1,875	77,277	12,503	10,629	
Civil Lab Equipments	15%	1,24,95,508	30,287	1,59,330	1,26,85,095	79,40,555	5,59,733	86,40,289	45,54,952	40,44,852	
Software-Computer	40%	45,04,269			45,04,269	33,94,069	4,44,072	38,38,161	11,10,180	6,66,139	
Software -Math	40%	3,24,350			3,24,350	2,97,305	10,818	3,08,123	27,045	18,227	
Software-Civil	40%	22,64,478			22,64,478	19,56,728	1,23,100	20,79,828	3,07,750	1,84,855	
Software -Language Lab	40%	11,37,935			11,37,938	9,33,187	81,900	10,15,087	2,04,751	1,22,851	
Software -Biotech Lab	40%	19,44,888			19,44,888	16,08,812	1,35,230	17,42,042	3,38,076	2,02,846	
Software -Electronics Lab	40%	40,82,895			40,82,895	25,32,986	6,19,884	31,52,870	15,49,709	9,29,825	
Software -Library	40%	2,73,000			2,73,000	2,38,158	13,937	2,52,095	34,842	20,905	
Software -Physics Lab	40%	4,35,123			4,35,123	3,63,255	28,747	3,92,002	71,888	43,121	
Software -PD Lab	40%	4,66,390			4,66,390	3,32,057	53,733	3,85,790	1,39,824	80,500	
Office Equipments	15%	2,08,57,424	17,12,142	3,20,284	2,28,89,850	1,74,59,933	16,90,616	1,31,49,549	83,98,491	97,48,301	
Miscellaneous Assets	15%	30,87,729	1,80,310	51,200	32,89,439	36,83,582	2,37,042	39,20,604	14,04,187	13,66,835	
Gymnasium Equipments	15%	56,77,835	4,81,560		61,59,395	23,36,586	5,70,451	29,27,037	33,21,049	32,32,558	
Furniture & Fixtures	10%	5,94,98,658		10,150	5,95,09,008	3,78,49,140	21,83,479	3,99,34,619	2,18,49,718	1,96,74,389	
Vehicles	15%	2,11,53,278	11,38,435		2,22,91,713	1,16,83,078	16,41,075	1,32,24,153	84,70,400	87,32,760	
Imported Kitchen Equipments	15%	2,78,308			2,78,308	2,31,735	6,985	2,38,721	46,573	39,587	
Kitchen Equipments	15%	85,61,441	99,530		86,60,971	48,29,607	5,74,705	54,04,312	37,31,834	32,56,659	
Plant & Machinery	15%	6,87,29,932	4,41,489	10,52,295	7,92,23,716	4,78,60,986	32,75,497	5,11,38,473	2,08,68,946	1,90,87,243	
Electrical Equipments	15%	86,58,257	7,42,423	2,37,608	96,38,288	68,17,251	4,05,035	72,22,286	18,39,006	24,14,000	
Mechanical Lab Equipments	15%	27,37,255			27,37,255	20,89,430	97,174	21,86,604	6,47,825	5,50,651	
Research Equipments	15%	3,44,03,214	2,20,44,304	1,66,63,991	3,35,000	3,44,03,214	2,26,03,915	17,39,895	2,45,43,811	1,15,99,298	
<b>GROSS TOTAL</b>		<b>67,37,88,624</b>	<b>2,20,44,304</b>	<b>1,66,63,991</b>	<b>3,35,000</b>	<b>71,21,61,919</b>	<b>46,56,71,106</b>	<b>3,78,23,766</b>	<b>50,35,94,872</b>	<b>20,81,17,518</b>	<b>20,85,67,047</b>



*Handwritten signature*

Jaypee University of Information Technology  
 30 (1st F)




**JAYPEE UNIVERSITY OF INFORMATION TECHNOLOGY  
FINANCIAL YEAR 2019-20  
Capital Work in Progress**

SCHEDULE - "B"


**Amount (₹)**

Particulars	Opening Balance as on 01.04.2019	Addition during the Year	Capitalized during the Year	Expensed Out during the Year	Closing Balance as on 31.03.2020
Capital Goods In Store	88,019	1,89,160	1,89,160	88,019	-
Capital Work in Progress	1,14,83,698	-	1,04,40,550	-	10,43,148
<b>Gross Total</b>	<b>1,15,71,717</b>	<b>1,89,160</b>	<b>1,06,29,710</b>	<b>88,019</b>	<b>10,43,148</b>



*Davis*




REGISTRAR,  
Jaypee University of Information Technology  
Waknaghat, Distt. Solan (H.P.)



**JAYPEE UNIVERSITY OF INFORMATION TECHNOLOGY**  
**FINANCIAL YEAR 2019-20**  
**Cash and Bank Balance**

**SCHEDULE - "C"**


S.No	Particulars	Amount (₹)	
		31.03.2020	31.03.2019
I	Cash in Hand	1,00,285	1,11,479
II	<b>Balance with Schedule Banks</b>		
	<u>In Current Account :</u>		
	- State Bank of India, Wagnaghat	25,996	2,84,065
	- Punjab National Bank, Shimla	4,57,951	6,96,869
	- Oriental Bank of Commerce, Solan	35,463	1,73,138
	- Punjab National Bank, Wagnaghat	43,02,963	49,02,676
	- Yes Bank Ltd., Noida	59,782	8,43,663
	- Cheque / DD in hand	5,00,00,000	5,10,95,298
	<b>Balance with Schedule Banks</b>		
	<u>In Saving Account :</u>		
	- Punjab National Bank, Samirpur	-	1,60,450
	- Punjab National Bank, Wagnaghat	6,36,185	-
III	<b>Fixed Deposits with Banks</b>		
	- State Bank of India, Wakanaghat	4,00,00,000	-
	- Punjab National Bank, Shimla	11,75,949	11,75,949
	- Punjab National Bank, Wagnaghat	8,35,00,000	16,95,00,000
	- Oriental Bank of Commerce, Solan	-	5,00,00,000
	- Punjab National Bank, Samirpur	-	24,86,863
	- Interest Accrued but not due	75,36,909	74,60,693
IV	<b>Earmarked Deposits with Banks</b>		
	- Syndicate Bank UBSK, Noida (C/A)	83,972	1,51,746
	- Syndicate Bank UBSK, Noida (FDR)	2,22,89,702	1,81,87,613
	- Interest Accrued on FDR	8,88,682	37,04,662
	<b>TOTAL</b>	<b>21,10,93,841</b>	<b>31,09,35,164</b>



**JAYPEE UNIVERSITY OF INFORMATION TECHNOLOGY  
FINANCIAL YEAR 2019-20  
ADVANCES AND RECEIVABLES IN CASH OR IN KIND**


**SCHEDULE - "D"**

Particulars	Amount (₹)	
	31.03.2020	31.03.2019
<b>Advances To:-</b>		
- Staff	8,890	1,40,046
- Suppliers/Agencies	7,54,527	4,48,212
- Other Educational Trust	5,86,15,565	5,68,31,084
<b>Receivables From:-</b>		
- Students	4,12,250	3,60,000
- Income Tax Department as on 31.03.20	41,76,238	55,16,328
- Assessment Year 2010-11	Rs. 6,61,804	
- Assessment Year 2011-12	Rs. 97,434	
- Assessment Year 2012-13	Rs. 93,910	
- Assessment Year 2013-14	Rs. 1,09,376	
- Assessment Year 2015-16	Rs. 3,71,907	
- Assessment Year 2019-20	Rs. 16,16,319	
- Assessment Year 2020-21	Rs. 12,25,488	
- Excise & Taxation Department (VAT)	38,17,348	38,17,348
- Income Tax Department Appeal	55,73,000	55,73,000
- Receivable of TCS	11,565	83,490
<b>TOTAL</b>	<b>7,33,69,383</b>	<b>7,27,69,508</b>



*Basu*

REGISTRAR,  
Jaypee University of Information Technology  
Waknaghat, Distt. Solan (H.P.)






**JAYPEE UNIVERSITY OF INFORMATION TECHNOLOGY  
FINANCIAL YEAR 2019-20  
PREPAID EXPENSES**


**SCHEDULE - "E"**

Particulars	Amount (₹)	Amount (₹)
	31.03.2020	31.03.2019
AMC for Equipments	36,33,777	6,26,918
Insurance	5,10,483	5,05,231
Subscription for Journals & Digital Library	12,29,249	46,63,671
<b>TOTAL PREPAID EXPENSES</b>	<b>53,73,509</b>	<b>57,95,820</b>



*Dasri*

REGISTRAR,  
Jaypee University of Information Technology  
Waknaghat, Distt. Solan (H.P.)




**JAYPEE UNIVERSITY OF INFORMATION TECHNOLOGY  
FINANCIAL YEAR 2019-20  
SECURITY DEPOSITS**

**SCHEDULE - "F"**

Particulars	Amount (₹)	Amount (₹)
	31.03.2020	31.03.2019
For Electricity HPSEBL	22,40,280	23,44,514
For LPG	1,19,800	1,19,800
For Labour Office Solan	12,000	10,000
For Telephones	11,372	11,372
<b>TOTAL SECURITY DEPOSITS</b>	<b>23,83,452</b>	<b>24,85,686</b>



*Das*  
REGISTRAR,  
Jaypee University of Information Technology  
Waknaghat, Distt. Solan (H.P.)




**JAYPEE UNIVERSITY OF INFORMATION TECHNOLOGY  
FINANCIAL YEAR 2019-20  
STOCK-IN-HAND**

**SCHEDULE - "G"**

Particulars	Amount (₹)	Amount (₹)
	31.03.2020	31.03.2019
Annapurna Grocery & Eatables	28,39,556	22,77,580
Medicines	1,05,829	54,617
Diesel	10,22,647	10,58,819
General Hardware Items	22,57,717	21,60,113
Electrical Items	27,24,392	32,05,661
Material in Transit	7,434	8,62,126
Spares for Vehicles	52,594	49,282
<b>TOTAL STOCK IN HAND</b>	<b>90,10,169</b>	<b>96,68,198</b>



*Basu*  
REGISTRAR,  
Jaypee University of Information Technology  
Waknaghat, Distt. Solan (H.P.)



**JAYPEE UNIVERSITY OF INFORMATION TECHNOLOGY  
FINANCIAL YEAR 2019-20  
SUNDRY CREDITORS**


**SCHEDULE - "H"**

Particulars	Amount (₹)	Amount (₹)
	31.03.2020	31.03.2019
- For Goods Supplied	42,18,268	71,11,626
- For Services Rendered	1,31,10,044	95,00,742
- For Retention	12,28,048	10,69,104
- For Statutory Liabilities	5,25,80,436	4,34,12,657
<b>TOTAL SUNDRY CREDITORS</b>	<b>7,11,36,796</b>	<b>6,10,94,129</b>



*Handwritten signature of Registrar*

REGISTRAR,  
Jaypee University of Information Technology  
Waknaghat, Distt. Solan (H.P.)





**JAYPEE UNIVERSITY OF INFORMATION TECHNOLOGY  
FINANCIAL YEAR 2019-20  
OTHER LIABILITIES**

**SCHEDULE - "I"**

Particulars	Amount (₹)	Amount (₹)
	31.03.2020	31.03.2019
Uncleared Cheques	24,45,996	12,42,185
Fee in Advance	8,83,74,572	8,99,34,121
JYC Students Fund	15,96,814	14,73,354
Expenses Payable	46,30,439	51,93,423
T.D.S. Payable	34,42,294	30,16,877
<b>TOTAL OTHER LIABILITIES</b>	<b>10,04,90,115</b>	<b>10,08,59,960</b>



*Dass*

REGISTRAR,  
Jaypee University of Information Technology  
Waknaghat, Distt. Solan (H.P.)



**JAYPEE UNIVERSITY OF INFORMATION TECHNOLOGY  
FINANCIAL YEAR 2019-20  
INSTITUTIONAL EXPENSES**


**SCHEDULE - "J"**

Particulars	Amount (₹)	Amount (₹)
	31.03.2020	31.03.2019
Admission Exps. including Advertisement	89,79,744	56,26,229
Audit Fee	3,00,000	3,54,000
Conference & Seminar Expenses	1,60,569	2,86,976
Convocation Expenses	31,415	43,775
Contribution towards Research & Development	-	87,925
E-Journals & Periodicals	46,64,004	56,73,182
Electricity Expenses	45,77,484	58,12,069
Honorarium to Faculty & Remuneration of Visiting Faculty	7,74,781	8,54,295
Institute Promotional Expenses	5,80,825	2,12,716
Insurance Expenses	1,13,694	1,91,609
Internet Charges	11,79,274	6,41,789
Interest & Finance Charges	46,57,756	91,35,295
Laboratory Expenses	25,66,841	30,45,210
Lease Rent	22,651	22,651
Legal & Professional Charges	8,38,528	4,66,389
Misc. Expenses	2,25,896	10,60,985
Payment to Technical Personnel	85,08,897	93,10,009
Placement Expenses	6,91,978	10,27,442
Postage & Telegram	1,21,854	1,40,498
Prior Period Exps.	1,39,641	75,941
Printing & Stationery	19,97,441	19,30,485
Recruitment Expenses	1,03,798	4,24,087




*Das*

REGISTRAR,  
Jaypee University of Information Technol  
Waknaghat, Distt. Solan (H.P.)



**SCHEDULE - "J" (Continued)**

Particulars	Amount (₹)	Amount (₹)
	31.03.2020	31.03.2019
Scholarship to Students	1,62,66,464	1,49,40,523
Security Expenses	54,15,468	50,81,161
Staff Welfare	13,35,331	15,80,553
Telephone Expenses	6,83,380	6,26,809
Travelling & Conveyance	10,19,756	14,01,789
Water Expenses	18,84,303	27,70,883
<b>Repair &amp; Maintenance</b>		
- Civil Maintenance	41,81,690	53,07,284
- Equipment & Machinery	59,99,729	58,60,474
- Furniture & Fixture	6,68,872	15,77,138
- Horticulture Exps.	24,20,354	21,32,478
- Institute House Keeping	43,28,600	38,98,204
- Others	15,96,832	28,20,281
- Vehicles	34,48,526	37,92,682
- Water Supply Scheme	3,19,479	2,27,766
<b>TOTAL INSTITUTIONAL EXPENSES</b>	<b>9,08,05,855</b>	<b>9,84,41,582</b>



*Manj*

REGISTRAR,  
Jaypee University of Information Technology  
Waknaghat, Distt. Solan (H.P.)



**JAYPEE UNIVERSITY OF INFORMATION TECHNOLOGY**  
**FINANCIAL YEAR 2019-20**  
**SALARY & ALLOWANCES**


**SCHEDULE - "K"**

Particulars	Amount (₹)	Amount (₹)
	31.03.2020	31.03.2019
<b>Teaching Staff :</b>		
Salary	10,52,50,564	10,06,14,665
Conveyance Allowance	71,54,514	73,34,688
H.R.A.	64,91,949	67,01,694
Medical Reimbursement	41,35,157	40,53,938
Leave Travel Assistance	39,48,802	37,82,981
Contribution to Provident Fund	1,24,97,598	1,23,01,699
Provision for Gratuity	53,69,399	39,52,938
Other Allowances	3,61,54,941	2,86,55,875
<b>Sub - Total</b>	<b>18,10,02,924</b>	<b>16,73,98,478</b>
<b>Non-Teaching Staff :</b>		
Salary	3,69,36,410	3,40,48,256
Conveyance Allowance	19,77,610	19,29,195
H.R.A.	27,49,002	27,69,074
Medical Reimbursement	13,14,161	12,77,797
Leave Travel Assistance	12,72,658	12,07,351
Contribution to Provident Fund	44,14,007	41,71,521
Provision for Gratuity	60,67,420	36,48,866
Other Allowances	74,41,945	46,52,343
<b>Sub - Total</b>	<b>6,21,73,213</b>	<b>5,37,04,403</b>
<b>TOTAL SALARY &amp; ALLOWANCES</b>	<b>24,31,76,137</b>	<b>22,11,02,881</b>



*Das*


OFFICER,  
Jaypee University of Information Technology,  
Solan, Distt. Solan (H.P.)



**JAYPEE UNIVERSITY OF INFORMATION TECHNOLOGY  
FINANCIAL YEAR 2019-20  
STUDENTS HOSTEL EXPENSES**


**SCHEDULE - "L"**

Particulars	Amount (₹)	Amount (₹)
	31.03.2020	31.03.2019
Grocery & Eatables Consumed	4,43,13,090	4,38,51,011
Security Expenses	1,26,36,095	1,18,56,026
Electricity Charges	1,62,64,416	1,58,71,100
Water Charges	69,61,594	89,06,034
Housekeeping Expenses	1,23,56,788	1,12,90,552
Dispensary Expenses	70,15,743	60,99,013
Students Welfare Expenses	8,67,699	7,44,103
Messing Staff Expenses	1,35,03,968	1,22,23,802
Salary Annapurna & Technical Staff	77,41,696	71,48,481
Repair & Maintenance	1,42,37,434	1,74,17,031
Laundry Expenses	35,39,037	36,74,042
<b>TOTAL STUDENTS HOSTEL EXPENSES</b>	<b>13,94,37,560</b>	<b>13,90,81,195</b>



*Dass*

REGISTRAR,  
Jaypee University of Information Technology  
Waknaghat, Distt. Solan (H.P.)





**JAYPEE UNIVERSITY OF INFORMATION TECHNOLOGY  
FINANCIAL YEAR 2019-20  
COLLECTIONS FROM STUDENTS**

**SCHEDULE - "M"**

Particulars	Amount (₹)	Amount (₹)
	31.03.2020	31.03.2019
<b>Fee From Students:</b>		
Tuition Fee	31,02,36,087	32,40,63,014
Hostel Fee	14,36,79,489	14,41,87,141
<b>Sub Total :</b>	<b>45,39,15,576</b>	<b>46,82,50,155</b>
<b>Other Collection:-</b>		
Misc.Charges	11,11,353	16,95,198
Admission Form Charges	27,27,870	20,32,125
Tuck Shop Charges	31,08,741	37,70,898
Mess Charges	87,74,126	95,08,071
<b>Sub Total :</b>	<b>1,57,22,090</b>	<b>1,70,06,292</b>
<b>TOTAL COLLECTIONS FROM STUDENTS</b>	<b>46,96,37,666</b>	<b>48,52,56,447</b>



*(Signature)*  
J. S. SIRAK,  
Jaypee University of Information Technology  
Waknaghat, Distt. Solan (H.P.)



**JAYPEE UNIVERSITY OF INFORMATION TECHNOLOGY**  
**FINANCIAL YEAR 2019-20**  
**INTEREST RECEIVED ON FDRs**

**SCHEDULE - "N"**

Particulars	Amount (₹) 31.03.2020	Amount (₹) 31.03.2019
Oriental Bank of Commerce - Solan	15,94,085	33,87,013
Punjab National Bank - Shimla	73,219	1,93,503
Punjab National Bank - Wagnaghat	82,51,958	1,07,61,738
State Bank of India - Wagnaghat	7,42,087	23,542
Syndicate Bank - Noida (UBSK)	14,29,010	15,34,608
Punjab National Bank - Samirpur	93,928	1,61,238
Punjab National Bank - Samirpur Saving A/C	4,137	-
<b>TOTAL INTEREST RECEIVED</b>	<b>1,21,88,424</b>	<b>1,60,61,642</b>



*Dass*


REGISTRAR,  
 Jaypee University of Information Technology  
 Wagnaghat, Distt. Solan (H.P.)



**JAYPEE UNIVERSITY OF INFORMATION TECHNOLOGY  
FINANCIAL YEAR 2019-20  
OTHER INCOME**


**SCHEDULE - "O"**

Particulars	Amount (₹)	Amount (₹)
	31.03.2020	31.03.2019
Other Miscellaneous Income	8,87,210	7,49,001
Notice Pay Recovery	9,08,211	3,85,133
Overhead Charges for Research Projects	1,58,200	4,03,443
Registration Charges for Conference & Seminars	-	10,683
Sundry Balance Written Off	73,614	3,62,892
<b>TOTAL OTHER INCOME</b>	<b>20,27,235</b>	<b>19,11,152</b>



*Dasi*

REGISTRAR,  
Jaypee University of Information Technology  
Waknaghat, Distt. Solan (H.P.)



**Jaypee University of Information Technology  
Waknaghat, Distt. Solan (H.P.)**

**Balance Sheet as on 31.03.2021**

Amount (₹) 31.03.2020	LIABILITIES	Amount (₹) 31.03.2021	Amount (₹) 31.03.2020	ASSETS	Amount (₹) 31.03.2021
5,00,00,000	<b>CORPUS FUND</b>	5,00,00,000	67,37,88,624	<b>FIXED ASSETS</b>	71,21,61,919
1,01,55,000	For University	1,01,55,000	3,87,08,295	Opening Balance	81,27,962
6,01,55,000	For Research Promotion (UBSK)	6,01,55,000	(3,35,000)	Addition during the year	-
			71,21,61,919	Disposed off during the current period	-
			50,35,94,872	<b>Gross Block</b>	SCH. "A" 72,02,89,881
28,49,85,192	<b>GENERAL FUND</b>	25,74,95,199	20,85,67,047	Less : up to date Depreciation	53,76,45,222
(2,74,89,993)	Opening Balance	(3,46,04,742)		<b>Net Block</b>	18,26,44,659
25,74,95,199	Add - Deficit brought from Income & Expenditure A/C	22,28,90,457	10,43,148	<b>CAPITAL WORK IN PROGRESS</b>	SCH. "B" 11,81,220
				<b>CURRENT ASSETS, LOANS &amp; ADVANCES</b>	
24,75,130	<b>RESEARCH PROJECT'S FUND</b>	53,62,509		Cash & Bank Balance	SCH. "C" 17,08,00,824
69,60,769	Opening Balance	59,50,424	21,10,93,841	Advances and Receivables in Cash or in Kind	SCH. "D" 10,45,83,256
(37,13,908)	Add : Received during the year	(26,51,215)	7,33,69,383	Prepaid Expenses	SCH. "E" 49,12,566
(3,59,482)	Less : Expenses during the year	(1,97,313)		Security Deposits	SCH. "F" 23,83,452
53,62,509	Less : Refund during the year	84,64,405		Stock- in- Hand	SCH. "G" 80,59,618
	<b>CURRENT LIABILITIES &amp; PROVISIONS</b>		53,73,509		
7,11,36,795	Sundry Creditors	SCH. "H" 7,11,33,107	23,83,452		
10,04,90,115	Other Liabilities	SCH. "I" 9,45,78,304	90,10,169		
	<b>CAUTION MONEY</b>				
1,65,09,940	Opening Balance	1,62,00,930			
44,70,000	Add : Received during the year	52,60,000			
(47,79,010)	Less : Refund during the year	(41,16,608)			
1,62,00,930	(Due for payment during next one year Rs.37,70,000/-)	1,73,44,322			
51,08,40,549	<b>Total Liabilities</b>	47,45,65,595	51,08,40,549	<b>Total Assets</b>	47,45,65,595

Significant Accounting policies and notes on accounts as per Schedule 'P' forming part of Balance Sheet.

For DASS GUPTA & ASSOCIATES  
CHARTERED ACCOUNTANTS  
REG. NO. 300412N

(ASHOK KUMAR) PARTNER  
MEMBERSHIP NO. 390963

PLACE: New Delhi  
DATE : 29.10.2021



REGISTRAR,  
Jaypee University of Information Technology  
Waknaghat, Distt. Solan (H.P.)  
MAJ GEN RAKESH BASSI, SM (RETD)  
REGISTRAR





**Jaypee University of Information Technology**  
**Waknaghat, Distt. Solan, H.P.**  
**Income & Expenditure Account for the year ended on 31.03.2021**


Amount (₹) 31.03.2020	EXPENDITURE	Amount (₹) 31.03.2021	Amount (₹) 31.03.2020	INCOME	Amount (₹) 31.03.2021
9,08,05,855	Institutional Expenses SCH. "J"	5,11,36,591	46,96,37,666	Collection from Students SCH. "M"	30,05,03,937
24,31,76,137	Salary & Allowances SCH. "K"	20,13,77,062	1,21,88,424	Interest received on FDs SCH. "N"	86,52,210
13,94,37,560	Students Hostel Expenses SCH. "L"	5,91,64,865	20,27,235	Other Income SCH. "O"	19,67,980
3,79,23,766	Depreciation SCH. "A"	3,40,50,351			
<b>51,13,43,318</b>	<b>Total Expenditure</b>	<b>34,57,28,869</b>			
<b>(2,74,89,992)</b>	<b>Deficit</b> Transferred to General Fund A/C.	<b>(3,46,04,742)</b>			
<b>48,38,53,325</b>	<b>TOTAL</b>	<b>31,11,24,127</b>	<b>48,38,53,325</b>	<b>TOTAL</b>	<b>31,11,24,127</b>

Significant Accounting policies and notes on accounts as per **Schedule 'P'** forming part of Income & Expenditure Account.  
As per our report of even date attached

For DASS GUPTA & ASSOCIATES  
CHARTERED ACCOUNTANTS  
REG. NO. 0001128

(ASHOK KUMAR JAIN)  
PARTNER  
MEMBERSHIP NO. 50496

PLACE:- New Delhi  
DATE : 29.10.2021



RAJENDRA KUMAR SHARMA  
VICE CHANCELLOR

Vice Chancellor

MAJ GEN RAKESH BASSI (RETD)  
REGISTRAR, REGISTRAR  
Jaypee University of Information Technology  
Waknaghat, Distt. Solan (H.P.)



HEMANT KUMAR  
CHIEF FINANCE OFFICER



**JAYPEE UNIVERSITY OF INFORMATION TECHNOLOGY**  
**FINANCIAL YEAR 2020-21**  
**Details of Fixed Assets as on 31.03.2021**

**SCHEDULE : "A"**

Block of Assets	Rate of Dep.	Op. Balance as on 01.04.2020	GROSS BLOCK		Disposed off during the year	As on 31.03.2021	DEPRECIATION		NET BLOCK		
			Addition during the year				Op. Balance as on 01.04.2020	For the Year	Up to 31.03.2021	As on 31.03.2020	As on 31.03.2021
			120 Days or more	Less than 180 Days							
Classification of Assets											
Buildings	10%	14,55,61,037				14,55,61,037	7,30,65,595	72,51,544	8,03,17,139	7,25,15,442	6,52,63,898
Library Books	15%	6,86,01,385				6,86,01,385	5,36,72,286	22,69,365	5,59,41,651	1,51,29,099	1,28,59,734
Electronic Lab Equipments	15%	2,00,85,220				2,00,85,220	1,59,24,957	6,24,039	1,65,48,996	41,60,263	35,36,224
Bio Informatics Lab Equipments	15%	2,73,71,506				2,73,71,506	2,21,55,627	7,82,382	2,29,38,009	52,15,879	44,33,497
Physics Lab Equipments	15%	1,13,42,425		72,450		1,14,14,875	89,47,077	3,64,736	93,11,813	23,95,348	21,03,062
Computer Lab Equipments	40%	14,29,02,579		54,78,150		14,83,80,729	12,11,54,848	97,94,722	13,09,49,570	2,17,47,731	1,74,31,159
Imported Bio Lab Equipments	15%	2,20,31,080				2,20,31,080	1,90,99,298	4,39,767	1,95,39,065	29,31,782	24,92,015
Imported Electronic Lab Equipments	15%	33,58,810				33,58,810	31,66,261	28,882	31,95,143	1,92,549	1,63,667
Imported Computer Lab Equipments	40%	7,37,191				7,37,191	7,37,190	-	7,37,190	1	1
Imported Office Equipments	15%	87,905				87,905	77,277	1,594	76,871	10,628	9,034
Civil Lab Equipments	15%	1,26,55,095				1,26,55,095	86,40,289	6,06,721	92,47,010	40,44,806	34,38,085
Software-Computer	40%	45,04,269				45,04,269	38,33,161	2,66,443	41,04,604	6,66,108	3,99,665
Software -Math	40%	3,24,350				3,24,350	3,08,123	6,491	3,14,614	16,227	9,736
Software-Civil	40%	22,64,478				22,64,478	20,79,828	73,860	21,53,688	1,84,650	1,10,790
Software -Language Lab	40%	11,57,938				11,57,938	10,15,087	49,140	10,64,227	1,22,851	73,714
Software -Biotech Lab	40%	19,44,888				19,44,888	17,42,042	81,138	18,23,180	2,02,846	1,21,708
Software -Electronics Lab	40%	40,82,695				40,82,695	31,52,870	3,71,930	35,24,800	9,29,825	5,57,895
Software -Library	40%	2,73,000				2,73,000	2,52,095	8,362	2,60,457	20,905	12,543
Software -Physics Lab	40%	4,35,123				4,35,123	3,92,002	17,248	4,09,250	43,121	25,873
Software -PD Lab	40%	4,66,390				4,66,390	3,85,790	32,240	4,18,030	80,600	48,360
Office Equipments	15%	2,28,89,850	5,03,554	3,89,171		2,37,82,575	1,31,49,549	15,65,766	1,47,15,315	97,40,301	90,67,260
Miscellaneous Assets	15%	52,89,439		51,603		53,41,042	39,20,604	2,09,195	41,29,799	13,68,835	12,11,243
Gymnasium Equipments	15%	61,59,595				61,59,595	29,27,037	4,54,884	34,11,921	32,32,558	27,47,674
Furniture & Fixtures	10%	5,95,09,008				5,95,09,008	3,98,34,619	19,67,439	4,18,02,058	1,95,74,389	1,77,06,950
Vehicles	15%	2,19,56,913		8,98,675		2,28,55,588	1,32,24,153	13,77,315	1,46,01,468	87,32,760	82,54,120
Imported Kitchen Equipments	15%	2,78,306				2,78,306	2,38,721	5,938	2,44,659	39,587	33,649
Kitchen Equipments	15%	66,60,971				66,60,971	54,04,312	4,88,499	58,92,811	32,56,659	27,68,160
Plant & Machinery	15%	7,02,23,716	5,19,190	1,14,271		7,08,57,177	5,11,36,473	29,49,535	5,40,86,008	1,90,87,243	1,67,71,169
Electrical Equipments	15%	96,36,296		1,00,898		97,37,194	72,22,286	3,69,667	75,91,953	24,14,000	21,45,231
Mechanical Lab Equipments	15%	27,37,255				27,37,255	21,86,604	82,598	22,69,202	5,50,651	4,68,053
Research Equipments	15%	3,44,03,214				3,44,03,214	2,45,43,811	14,78,910	2,60,22,721	99,59,403	83,80,493
<b>GROSS TOTAL</b>		<b>71,21,61,919</b>	<b>10,22,744</b>	<b>71,05,218</b>	<b>-</b>	<b>72,02,89,281</b>	<b>50,35,94,872</b>	<b>3,40,50,351</b>	<b>53,76,45,222</b>	<b>20,85,67,047</b>	<b>18,26,44,659</b>
<b>PREVIOUS YEAR</b>		<b>67,37,88,624</b>	<b>2,20,44,304</b>	<b>1,66,83,991</b>	<b>3,35,000</b>	<b>71,21,61,919</b>	<b>46,56,71,106</b>	<b>3,79,23,766</b>	<b>50,35,94,872</b>	<b>20,81,17,518</b>	<b>20,85,67,047</b>



*Handwritten signature*

University of Information Technol  
Distt. Solan (H.P.)



**JAYPEE UNIVERSITY OF INFORMATION TECHNOLOGY**  
**FINANCIAL YEAR 2020-21**  
**Capital Work in Progress**

**SCHEDULE - "B"**

**Amount (₹)**

Particulars	Opening Balance as on 01.04.2020	Addition during the Year	Capitalized during the Year	Expensed Out during the Year	Closing Balance as on 31.03.2021
Capital Goods In Store	-	-	-	-	-
Capital Work in Progress	10,43,148	1,38,072	-	-	11,81,220
<b>Gross Total</b>	<b>10,43,148</b>	<b>1,38,072</b>	<b>-</b>	<b>-</b>	<b>11,81,220</b>



REGISTRAR,  
 Jaypee University of Information Technology  
 Waknaghat, Distt. Solan (H.P.)

*Dayi*






**JAYPEE UNIVERSITY OF INFORMATION TECHNOLOGY**  
**FINANCIAL YEAR 2020-21**  
**Cash and Bank Balance**

**SCHEDULE - "C"**

S.No	Particulars	Amount (₹) 31.03.2021	Amount (₹) 31.03.2020
I	<b>Cash in Hand</b>	37,899	1,00,285
II	<b>Balance with Schedule Banks</b>		
	<u>In Current Account :</u>		
	- State Bank of India, Waknaghat	1,23,532	25,996
	- Punjab National Bank, Shimla	4,07,892	4,57,951
	- Punjab National Bank, Solan (Earst while OBC Bank ,Solan)	35,357	35,463
	- Punjab National Bank, Waknaghat	32,28,978	43,02,963
	- Yes Bank Ltd., Noida	59,782	59,782
	- Cheque / DD in hand	3,99,037	5,00,00,000
	<b>Balance with Schedule Banks</b>		
	<u>In Saving Account :</u>		
	- Punjab National Bank, Waknaghat A/c No. 15239	16,87,538	-
	- Punjab National Bank, Waknaghat A/c No. 14461	39,73,626	6,36,185
III	<b>Fixed Deposits with Banks</b>		
	- State Bank of India, Wakanaghat	4,25,00,000	4,00,00,000
	- Punjab National Bank, Shimla	11,75,949	11,75,949
	- Punjab National Bank, Waknaghat	8,10,00,000	8,35,00,000
	- Interest Accrued but not due	1,14,42,728	75,36,909
IV	<b>Earmarked Deposits with Banks</b>		
	- Canara Bank UBSK, Noida (C/A) (Earst while Syndicate Bank, Noida)	83,828	83,972
	- Canara Bank UBSK, Noida (FDR)( Earst while Syndicate Bank, Noida)	2,22,89,702	2,22,89,702
	- Interest Accrued on FDR	23,54,976	8,88,682
	<b>TOTAL</b>	<b>17,08,00,824</b>	<b>21,10,93,841</b>

  
 Vice Chancellor  
 JAYPEE UNIVERSITY OF INFORMATION TECHNOLOGY

  
 CHARTERED ACCOUNTANTS  
 NEW DELHI


REGISTRAR,  
 Jaypee University of Information Technology  
 Waknaghat, Distt. Solan (H.P.)

  
 Finance Officer  
 Jaypee University of Information Technology

**JAYPEE UNIVERSITY OF INFORMATION TECHNOLOGY**  
**FINANCIAL YEAR 2020-21**  
**ADVANCES AND RECEIVABLES IN CASH OR IN KIND**

**SCHEDULE - "D"**

Particulars	Amount (₹)	
	31.03.2021	31.03.2020
<b><u>Advances To:-</u></b>		
- Staff	79,239	8,890
- Suppliers/Agencies/Capital Goods/Property	2,97,32,899	7,54,527
- Other Educational Trust	5,94,41,347	5,86,15,565
<b><u>Receivables From:-</u></b>		
- Students	10,66,450	4,12,250
- Income Tax Department as on 31.03.21	48,57,583	41,76,238
- Assessment Year 2010-11	Rs. 6,61,804	
- Assessment Year 2011-12	Rs. 97,434	
- Assessment Year 2012-13	Rs. 93,910	
- Assessment Year 2013-14	Rs. 1,09,376	
- Assessment Year 2015-16	Rs. 3,71,907	
- Assessment Year 2019-20	Rs. 16,16,319	
- Assessment Year 2020-21	Rs. 12,25,488	
- Assessment Year 2021-22	Rs. 6,81,345	
- Excise & Taxation Department (VAT)	38,17,348	38,17,348
- Income Tax Department Appeal	55,73,000	55,73,000
- Receivable of TCS	15,390	11,565
<b>TOTAL</b>	<b>10,45,83,256</b>	<b>7,33,69,383</b>




*Dass*  
REGISTRAR,  
Jaypee University of Information Technology  
Waknaghat, Distt. Solan (H.P.)


**JAYPEE UNIVERSITY OF INFORMATION TECHNOLOGY  
FINANCIAL YEAR 2020-21  
PREPAID EXPENSES**

**SCHEDULE - "E"**

Particulars	Amount (₹)	Amount (₹)
	31.03.2021	31.03.2020
AMC for Equipments	23,86,928	36,33,777
Insurance	3,70,841	5,10,483
Subscription for Journals & Digital Library	21,54,797	12,29,249
<b>TOTAL PREPAID EXPENSES</b>	<b>49,12,566</b>	<b>53,73,509</b>



*Osaij*  
REGISTRAR,  
Jaypee University of Information Technology  
Waknaghat, Distt. Solan (H.P.)





**JAYPEE UNIVERSITY OF INFORMATION TECHNOLOGY  
FINANCIAL YEAR 2020-21  
SECURITY DEPOSITS**

**SCHEDULE - "F"**

Particulars	Amount (₹)	Amount (₹)
	31.03.2021	31.03.2020
For Electricity -HPESBL	22,40,280	22,40,280
For LPG	1,19,800	1,19,800
For Labour Office Solan	12,000	12,000
For Telephones	11,372	11,372
<b>TOTAL SECURITY DEPOSITS</b>	<b>23,83,452</b>	<b>23,83,452</b>



REGISTRAR,  
Jaypee University of Information Technology  
Waknaghat, Distt. Solan (H.P.)



**JAYPEE UNIVERSITY OF INFORMATION TECHNOLOGY  
FINANCIAL YEAR 2020-21  
STOCK-IN-HAND**

**SCHEDULE - "G"**

Particulars	Amount (₹) 31.03.2021	Amount (₹) 31.03.2020
Annapurna Grocery & Eatables	15,08,080	28,39,556
Medicines	78,767	1,05,829
Diesel	11,58,788	10,22,647
General Hardware Items	20,86,739	22,65,151
Electrical Items	31,77,649	27,24,392
Spares for Vehicles	49,595	52,594
<b>TOTAL STOCK IN HAND</b>	<b>80,59,618</b>	<b>90,10,169</b>



REGISTRAR,  
Jaypee University of Information Technology  
Waknaghat, Distt. Solan (H.P.)



**JAYPEE UNIVERSITY OF INFORMATION TECHNOLOGY  
FINANCIAL YEAR 2020-21  
SUNDRY CREDITORS**

**SCHEDULE - "H"**

Particulars	Amount (₹)	Amount (₹)
	31.03.2021	31.03.2020
- For Goods Supplied	22,80,020	42,18,268
- For Services Rendered	1,13,33,219	1,31,10,044
- For Retention	10,52,392	12,28,048
- For Statutory Liabilities	5,64,67,476	5,25,80,436
<b>TOTAL SUNDRY CREDITORS</b>	<b>7,11,33,107</b>	<b>7,11,36,796</b>



*(Signature)*  
REGISTRAR,  
Jaypee University of Information Technology  
Waknaghat, Distt. Solan (H.P.)



**JAYPEE UNIVERSITY OF INFORMATION TECHNOLOGY  
FINANCIAL YEAR 2020-21  
OTHER LIABILITIES**

**SCHEDULE - "I"**

Particulars	Amount (₹) 31.03.2021	Amount (₹) 31.03.2020
Uncleared Cheques	17,13,431	24,45,996
Fee in Advance	5,26,52,382	8,83,74,572
JYC Students Fund	13,22,295	15,96,814
Expenses Payable	59,86,897	46,30,439
T.D.S. Payable	23,46,348	34,42,294
Salary Payable	3,05,56,951	-
<b>TOTAL OTHER LIABILITIES</b>	<b>9,45,78,304</b>	<b>10,04,90,115</b>



REGISTRAR,  
Jaypee University of Information Technology,  
Waknaghat, Distt. Solan (H.P.)





**JAYPEE UNIVERSITY OF INFORMATION TECHNOLOGY  
FINANCIAL YEAR 2020-21  
INSTITUTIONAL EXPENSES**

**SCHEDULE - "J"**

Particulars	Amount (₹) 31.03.2021	Amount (₹) 31.03.2020
Admission Exps. including Advertisement	35,52,715	89,79,744
Audit Fee	3,54,000	3,00,000
Conference & Seminar Expenses	54,390	1,60,569
Convocation Expenses	44,048	31,415
E-Journals & Periodicals	32,99,278	46,64,004
Electricity Expenses	20,99,909	45,77,484
Honorarium to Faculty & Remuneration of Visiting Faculty	10,39,221	7,74,781
Institute Promotional Expenses	22,97,673	5,80,825
Insurance Expenses	2,86,780	1,13,694
Internet Charges	11,82,113	11,79,274
Interest & Finance Charges	1,23,786	46,57,756
Laboratory Expenses	19,04,011	25,66,841
Lease Rent	10,621	22,651
Legal & Professional Charges	4,85,656	8,38,528
Misc. Expenses	1,69,027	2,25,896
Payment to Technical Personnel	38,79,733	85,08,897
Placement Expenses	4,598	6,91,978
Postage & Telegram	63,845	1,21,854
Prior Period Exps.	31,003	1,39,641
Printing & Stationery	7,56,055	19,97,441
Recruitment Expenses	2,78,261	1,03,798



*Dayi*


REGISTRAR,  
Jaypee University of Information Technology  
Waknaghat, Distt. Solan (H.P.)





**SCHEDULE - "J" (Continued)**

Particulars	Amount (₹) 31.03.2021	Amount (₹) 31.03.2020
Scholarship to Students	63,04,440	1,62,66,464
Security Expenses	39,00,325	54,15,468
Staff Welfare	14,36,919	13,35,331
Telephone Expenses	6,39,997	6,83,380
Travelling & Conveyance	3,15,813	10,19,756
Water Expenses	11,13,268	18,84,303
<b>Repair &amp; Maintenance</b>		
- Civil Maintenance	40,64,606	41,81,690
- Equipment & Machinery	23,74,526	59,99,729
- Furniture & Fixture	6,19,610	6,68,872
- Horticulture Exps.	23,97,982	24,20,354
- Institute House Keeping	23,94,156	43,28,600
- Others	10,02,878	15,96,832
- Vehicles	19,51,201	34,48,526
- Water Supply Scheme	7,04,147	3,19,479
<b>TOTAL INSTITUTIONAL EXPENSES</b>	<b>5,11,36,591</b>	<b>9,08,05,855</b>




REGISTRAR,  
Jaypee University of Information Technology  
Waknaghat, Distt. Solan (H.P.)



**JAYPEE UNIVERSITY OF INFORMATION TECHNOLOGY**  
**FINANCIAL YEAR 2020-21**  
**SALARY & ALLOWANCES**

**SCHEDULE - "K"**

Particulars	Amount (₹)	Amount (₹)
	31.03.2021	31.03.2020
<b>Teaching Staff :</b>		
Salary	9,55,18,101	10,52,50,564
Conveyance Allowance	64,54,859	71,54,514
H.R.A.	57,27,558	64,91,949
Medical Reimbursement	38,26,509	41,35,157
Leave Travel Assistance	13,064	39,48,802
Contribution to Provident Fund	1,13,75,203	1,24,97,598
Provision for Gratuity	41,32,299	81,34,023
Other Allowances	2,09,36,619	3,61,54,941
<b>Sub - Total</b>	<b>14,79,84,212</b>	<b>18,38,17,548</b>
<b>Non-Teaching Staff :</b>		
Salary	3,62,93,856	3,69,36,410
Conveyance Allowance	19,16,894	19,77,610
H.R.A.	28,07,648	27,49,002
Medical Reimbursement	12,85,006	13,14,161
Leave Travel Assistance	-	12,72,658
Contribution to Provident Fund	33,11,851	44,14,007
Provision for Gratuity	16,54,789	32,52,796
Other Allowances	50,22,806	74,41,945
<b>Sub - Total</b>	<b>5,33,92,850</b>	<b>5,93,58,589</b>
<b>TOTAL SALARY &amp; ALLOWANCES</b>	<b>20,13,77,062</b>	<b>24,31,76,137</b>



*Handwritten signature*

REGISTRAR,  
 Jaypee University of Information Technolo  
 Walnaghat, Distt. Solan (H.P.)





**JAYPEE UNIVERSITY OF INFORMATION TECHNOLOGY**  
**FINANCIAL YEAR 2020-21**  
**STUDENTS HOSTEL EXPENSES**

**SCHEDULE - "L"**

Particulars	Amount (₹)	Amount (₹)
	31.03.2021	31.03.2020
Grocery & Eatables Consumed	44,48,853	4,43,13,090
Security Expenses	91,00,768	1,26,36,095
Electricity Charges	76,95,167	1,62,64,416
Water Charges	32,88,855	69,61,594
Housekeeping Expenses	69,85,803	1,23,56,788
Dispensary Expenses	67,59,272	70,15,743
Students Welfare Expenses	6,54,461	8,67,699
Messing Staff Expenses	49,89,303	1,35,03,968
Salary Annapurna & Technical Staff	88,94,372	77,41,696
Repair & Maintenance	62,16,000	1,42,37,434
Laundry Expenses	1,32,011	35,39,037
<b>TOTAL STUDENTS HOSTEL EXPENSES</b>	<b>5,91,64,865</b>	<b>13,94,37,560</b>

*Sanj*

REGISTRAR,  
 Jaypee University of Information Technology  
 Waknaghat, Distt. Solan (H.P.)




**JAYPEE UNIVERSITY OF INFORMATION TECHNOLOGY**  
**FINANCIAL YEAR 2020-21**  
**COLLECTIONS FROM STUDENTS**

**SCHEDULE - "M"**

Particulars	Amount (₹) 31.03.2021	Amount (₹) 31.03.2020
<b>Fee From Students:</b>		
Tuition Fee	26,89,59,590	31,02,36,087
Hostel Fee	2,70,13,211	14,36,79,489
<b>Sub Total :</b>	<b>29,59,72,801</b>	<b>45,39,15,576</b>
<b>Other Collection:-</b>		
Sundry Charges	2,26,332	11,11,353
Admission Form Charges	19,87,215	27,27,870
Tuck Shop Charges	22,005	31,08,741
Mess Charges	22,95,584	87,74,126
<b>Sub Total :</b>	<b>45,31,136</b>	<b>1,57,22,090</b>
<b>TOTAL COLLECTIONS FROM STUDENTS</b>	<b>30,05,03,937</b>	<b>46,96,37,666</b>

*Das*

REGISTRAR,  
Jaypee University of Information Technology  
Waknaghat, Distt. Solan (H.P.)



**JAYPEE UNIVERSITY OF INFORMATION TECHNOLOGY**  
**FINANCIAL YEAR 2020-21**  
**INTEREST RECEIVED ON FDRs**

**SCHEDULE - "N"**

Particulars	Amount (₹)	
	31.03.2021	31.03.2020
Punjab National Bank - Solan (Earstwhile OBC Bank, Solan)	-	15,94,085
Punjab National Bank - Shimla	68,903	73,219
Punjab National Bank - Waknaghat	58,51,251	82,51,958
State Bank of India - Waknaghat	11,42,830	7,42,087
Canara Bank -UBSK (earstwhile Syndicate Bank , Noida)	15,89,226	14,29,010
Punjab National Bank - Samirpur	-	93,928
Punjab National Bank - Samirpur Saving A/C	-	4,137
<b>TOTAL INTEREST RECEIVED</b>	<b>86,52,210</b>	<b>1,21,88,424</b>



*(Signature)*  
 REGISTRAR,  
 Jaypee University of Information Technology  
 Waknaghat, Distt. Solan (H.P.)






**JAYPEE UNIVERSITY OF INFORMATION TECHNOLOGY**  
**FINANCIAL YEAR 2020-21**  
**OTHER INCOME**

**SCHEDULE - "O"**

Particulars	Amount (₹)	Amount (₹)
	31.03.2021	31.03.2020
Other Miscellaneous Income	2,84,347	8,87,210
Notice Pay Recovery	8,81,250	9,08,211
Overhead Charges for Research Projects/Consultancy	7,94,646	1,58,200
Sundry Balance Written Off	7,737	73,614
<b>TOTAL OTHER INCOME</b>	<b>19,67,980</b>	<b>20,27,235</b>



REGISTRAR,  
 Jaypee University of Information Technology  
 Wagnaghat, Distt. Solan (H.P.)



**Jaypee University of Information Technology  
Waknaghat, Distt. Solan (H.P.)**

**Provisional Balance Sheet as on 31.03.2022**

Amount (₹) 31.03.2021	LIABILITIES	Amount (₹) 31.03.2022	Amount (₹) 31.03.2021	ASSETS	Amount (₹) 31.03.2022
5,00,00,000 1,01,55,000 <b>6,01,55,000</b>	<b>CORPUS FUND</b> For University For Research Promotion (UBSK)	5,00,00,000 1,01,55,000 <b>6,01,55,000</b>	71,21,61,919 81,27,962 <b>-</b>	<b>FIXED ASSETS</b> Opening Balance Addition during the year Disposed off during the current period	72,02,89,881 1,10,97,543 71,000
25,74,95,199 (3,46,04,742) <b>22,28,90,457</b>	<b>GENERAL FUND</b> Opening Balance Add - Deficit brought from Income & Expenditure A/C	22,28,90,457 (5,89,37,075) <b>16,39,53,382</b>	<b>72,02,89,881</b> 53,76,45,222 <b>18,26,44,659</b>	<b>Gross Block</b> SCH. "A" Less : up to date Depreciation <b>Net Block</b>	<b>73,13,16,424</b> 56,71,38,180 <b>16,41,78,244</b>
53,62,509 59,50,424 (26,51,215) (1,97,313) <b>84,64,405</b>	<b>RESEARCH PROJECT'S FUND</b> Opening Balance Add : Received during the year Less : Expenses during the year Less : Refund during the year	84,64,405 10,94,488 (25,55,975) (2,09,574) <b>67,93,344</b>	11,81,220 <b>17,08,00,824</b>	<b>CAPITAL WORK IN PROGRESS</b> SCH. "B" <b>CURRENT ASSETS, LOANS &amp; ADVANCES</b> Cash & Bank Balance SCH. "C" Advances and Receivables in Cash or in Kind SCH. "D"	22,50,185 <b>17,35,10,183</b> <b>10,24,34,858</b>
7,11,33,107 9,45,78,304	<b>CURRENT LIABILITIES &amp; PROVISIONS</b> Sundry Creditors SCH. "H" Other Liabilities SCH. "I"	7,70,77,776 <b>13,28,66,384</b>	49,12,566 23,83,452 <b>80,59,618</b>	Prepaid Expenses SCH. "E" Security Deposits SCH. "F" Stock- in- Hand SCH. "G"	50,00,835 23,83,452 <b>88,32,579</b>
1,62,00,930 52,60,000 (41,16,608) <b>1,73,44,322</b>	<b>CAUTION MONEY</b> Opening Balance Add : Received during the year Less : Refund during the year (Due for payment during next one year Rs.38,49,500/-)	1,73,44,322 46,65,000 (42,64,872) <b>1,77,44,450</b>			
<b>47,45,65,595</b>	<b>Total Liabilities</b>	<b>45,85,90,336</b>	<b>47,45,65,595</b>	<b>Total Assets</b>	<b>45,85,90,336</b>

Significant Accounting policies and notes on accounts as per Schedule 'P' forming part of Balance Sheet.

For DASS GUPTA & ASSOCIATES  
CHARTERED ACCOUNTANTS  
REG.NO.:000112N


(ASHOK KUMAR JAIN)  
PARTNER  
MEMBERSHIP NO.:090563

RAJENDRA KUMAR SHARMA  
VICE CHANCELLOR

MAJ GEN RAKESH BASSI, SM (RETD)  
REGISTRAR

HEMANT VYAS  
CHIEF FINANCE OFFICER

PLACE:-New Delhi  
DATE : 13.08.2022





**Jaypee University of Information Technology**  
**Waknaghat, Distt. Solan, H.P.**  
**Provisional Income & Expenditure Account for the year ended on 31.03.2022**

Amount (₹) 31.03.2021	EXPENDITURE	Amount (₹) 31.03.2022	Amount (₹) 31.03.2021	INCOME	Amount (₹) 31.03.2022
5,11,36,591	Institutional Expenses SCH. "J"	5,77,15,158	30,05,03,937	Collection from Students SCH. "M"	33,63,12,653
20,13,77,062	Salary & Allowances SCH. "K"	23,22,72,820	86,52,210	Interest received on FDs SCH. "N"	57,17,170
5,91,64,865	Students Hostel Expenses SCH. "L"	8,30,34,604	19,67,980	Other Income SCH. "O"	15,48,642
3,40,50,351	Depreciation SCH. "A"	2,94,92,958			
34,57,28,869	Total Expenditure	40,25,15,540			
(3,46,04,742)	Deficit Transferred to General Fund A/C.	(5,89,37,075)			
31,11,24,127	TOTAL	34,35,78,465	31,11,24,127	TOTAL	34,35,78,465

Significant Accounting policies and notes on accounts as per Schedule 'P' forming part of Income & Expenditure Account.  
As per our report of even date attached

For DASS GUPTA & ASSOCIATES  
CHARTERED ACCOUNTANTS  
REG.NO.000112N


(ASHOK KUMAR JAIN)  
PARTNER  
MEMBERSHIP NO.:090563

PLACE:- New Delhi  
DATE : 13.08.2022

RAJENDRA KUMAR SHARMA  
VICE CHANCELLOR

MAJ GEN RAKESH BASSI (RETD)  
REGISTRAR

HEMANT VYAS  
CHIEF FINANCE OFFICER






**FINANCIAL YEAR 2021-22**  
**Details of Fixed Assets as on 31.03.2022**

**SCHEDULE : "A"**

Block of Assets	Rate of Dep.	GROSS BLOCK					DEPRECIATION			Amount (₹)	
		Op. Balance as on 01.04.2021	Addition during the year		Disposed off during the year	As on 31.03.2022	Op. Balance as on 01.04.2021	For the Year	Up to 31.03.2022	NET BLOCK	
			180 Days or more	Less than 180 Days						As on 31.03.2021	As on 31.03.2022
<b>Classification of Assets</b>											
Buildings	10%	14,55,81,037				14,55,81,037	8,03,17,139	65,26,390	8,68,43,529	6,52,63,898	5,87,37,508
Library Books	15%	6,88,01,385	549	26,616		6,88,28,550	5,59,41,651	19,31,039	5,78,72,890	1,28,59,734	1,09,55,960
Electronic Lab Equipments	15%	2,00,85,220	-	-		2,00,85,220	1,65,48,996	5,30,434	1,70,79,430	35,36,224	30,05,790
Bio Informatics Lab Equipments	15%	2,73,71,506	28,265			2,73,99,771	2,29,38,009	6,69,264	2,36,07,273	44,33,497	37,92,498
Physics Lab Equipments	15%	1,14,14,875		1,30,390		1,15,45,265	93,11,813	3,25,239	96,37,052	21,03,062	19,08,213
Computer Lab Equipments	40%	14,83,80,729	4,65,663	-		14,88,46,392	13,09,49,570	71,58,729	13,81,08,299	1,74,31,159	1,07,38,093
Imported Bio Lab Equipments	15%	2,20,31,080				2,20,31,080	1,95,39,065	3,73,802	1,99,12,867	24,92,015	21,18,213
Imported Electronic Lab Equipments	15%	33,58,810				33,58,810	31,95,143	24,550	32,19,693	1,63,667	1,39,117
Imported Computer Lab Equipments	40%	7,37,191				7,37,191	7,37,190	-	7,37,190	1	1
Imported Office Equipments	15%	87,905				87,905	78,871	1,355	80,226	9,034	7,679
Civil Lab Equipments	15%	1,26,85,095	3,51,640			1,30,36,735	92,47,010	5,68,459	98,15,469	34,38,085	32,21,296
Software-Computer	40%	45,04,269				45,04,269	41,04,604	1,59,866	42,84,470	3,99,965	2,39,799
Software -Math	40%	3,24,350				3,24,350	3,14,614	3,894	3,18,508	9,736	5,842
Software-Civil	40%	22,64,478				22,64,478	21,53,688	44,316	21,98,004	1,10,790	66,474
Software -Language Lab	40%	11,37,938				11,37,938	10,64,227	29,484	10,93,711	73,711	44,227
Software -Biotech Lab	40%	19,44,888				19,44,888	18,23,180	48,683	18,71,863	1,21,708	73,025
Software -Electronics Lab	40%	40,82,695				40,82,695	35,24,800	2,23,158	37,47,958	5,57,896	3,34,737
Software -Library	40%	2,73,000				2,73,000	2,60,457	5,017	2,85,474	12,543	7,526
Software -Physics Lab	40%	4,35,123				4,35,123	4,09,250	10,349	4,19,599	25,873	15,524
Software -PD Lab	40%	4,66,390				4,66,390	4,18,030	19,344	4,37,374	48,360	29,016
Office Equipments	15%	2,37,82,575	2,04,673	3,18,160		2,43,05,408	1,47,15,315	14,14,652	1,61,29,967	90,67,260	81,75,441
Miscellaneous Assets	15%	53,41,042	76,836	73,998		54,91,876	41,29,799	1,98,782	43,28,581	12,11,243	11,63,315
Gymnasium Equipments	15%	61,59,595				61,59,595	34,11,921	4,12,151	38,24,072	27,47,674	23,35,523
Furniture & Fixtures	10%	5,95,09,008				5,95,09,008	4,18,02,058	17,70,695	4,35,72,753	1,77,08,950	1,59,36,255
Vehicles	15%	2,28,55,588	69,90,507	14,89,475	71,000	3,12,64,570	1,46,01,468	23,87,755	1,69,89,223	82,54,120	1,42,75,347
Imported Kitchen Equipments	15%	2,78,308				2,78,308	2,44,659	5,047	2,49,706	33,849	28,602
Kitchen Equipments	15%	86,60,971				86,60,971	58,92,811	4,15,224	63,08,035	27,68,160	23,52,936
Plant & Machinery	15%	7,08,57,177		4,96,529		7,13,53,706	5,40,86,008	25,52,915	5,66,38,923	1,67,71,169	1,47,14,783
Electrical Equipments	15%	97,37,164		4,44,242		1,01,81,426	75,91,953	3,55,103	79,47,056	21,45,231	22,34,370
Mechanical Lab Equipments	15%	27,37,255				27,37,255	22,69,202	70,208	23,39,410	4,68,053	3,97,845
Research Equipments	15%	3,44,03,214				3,44,03,214	2,60,22,721	12,57,074	2,72,79,795	83,80,493	71,23,419
<b>GROSS TOTAL</b>		<b>72,02,89,881</b>	<b>81,18,133</b>	<b>29,79,410</b>	<b>71,000</b>	<b>73,13,16,424</b>	<b>53,76,45,222</b>	<b>2,94,92,968</b>	<b>56,71,38,180</b>	<b>18,26,44,859</b>	<b>16,41,79,244</b>
<b>PREVIOUS YEAR</b>		<b>71,21,61,919</b>	<b>10,22,744</b>	<b>71,05,218</b>		<b>72,02,89,881</b>	<b>50,35,94,872</b>	<b>3,40,50,351</b>	<b>53,76,45,222</b>	<b>20,85,67,047</b>	<b>18,26,44,659</b>





JAYPEE UNIVERSITY OF INFORMATION TECHNOLOGY  
FINANCIAL YEAR 2021-22  
Capital Work in Progress

SCHEDULE - "B"

Particulars	Amount (₹)				
	Opening Balance as on 01.04.2021	Addition during the Year	Capitalized during the Year	Expensed Out during the Year	Closing Balance as on 31.03.2022
Material In Transit	-	10,05,360	-	-	10,05,360
Capital Goods in Store	-	63,605	-	-	63,605
Capital Work in Progress	11,81,220	-	-	-	11,81,220
<b>Gross Total</b>	<b>11,81,220</b>	<b>10,68,965</b>	-	-	<b>22,50,185</b>






**JAYPEE UNIVERSITY OF INFORMATION TECHNOLOGY**  
**FINANCIAL YEAR 2021-22**  
**Cash and Bank Balance**

**SCHEDULE - "C"**

S.No	Particulars	Amount (₹) 31.03.2022	Amount (₹) 31.03.2021
I	<b>Cash in Hand</b>	93,956	37,899
II	<b>Balance with Schedule Banks</b>		
	<u>In Current Account :</u>		
	- State Bank of India, Wagnaghat	32,702	1,23,532
	- Punjab National Bank, Shimla	1,12,627	4,07,892
	- Punjab National Bank, Solan (Earst while OBC Bank ,Solan)	25,298	35,357
	- Punjab National Bank, Wagnaghat	23,92,926	32,28,978
	- Yes Bank Ltd., Noida	59,783	59,782
	- Cheque / DD in hand	13,825	3,99,037
	<b>Balance with Schedule Banks</b>		
	<u>In Saving Account :</u>		
	- Punjab National Bank, Wagnaghat A/c No. 15239	8,65,139	16,87,538
	- Punjab National Bank, Wagnaghat A/c No. 14461	28,47,359	39,73,626
III	<b>Fixed Deposits with Banks</b>		
	- State Bank of India, Wakanaghat	-	4,25,00,000
	- Punjab National Bank, Shimla	3,72,500	11,75,949
	- Punjab National Bank, Wagnaghat	13,85,00,000	8,10,00,000
	- Interest Accrued but not due	29,49,350	1,14,42,728
IV	<b>Earmarked Deposits with Banks</b>		
	- Canara Bank UBSK, Noida (C/A) (Earst while Syndicate Bank, Noida)	83,238	83,828
	- Canara Bank UBSK, Noida (FDR)( Earst while Syndicate Bank,Noida)	2,51,61,480	2,22,89,702
	- Interest Accrued on FDR	-	23,54,976
<b>TOTAL</b>		<b>17,35,10,183</b>	<b>17,08,00,824</b>






**JAYPEE UNIVERSITY OF INFORMATION TECHNOLOGY**  
**FINANCIAL YEAR 2021-22**  
**ADVANCES AND RECEIVABLES IN CASH OR IN KIND**

**SCHEDULE - "D"**

Particulars	Amount (₹)	Amount (₹)
	31.03.2022	31.03.2021
<b><u>Advances To:-</u></b>		
- Staff	11,112	79,239
- Suppliers/Agencies/Capital Goods/Property	2,33,25,661	2,97,32,899
- Other Educational Trust	6,29,60,035	5,94,41,347
<b><u>Receivables From:-</u></b>		
- Students	11,79,144	10,66,450
- Income Tax Department as on 31.03.21	24,99,980	48,57,583
- Assessment Year 2010-11	Rs. 6,61,804	.
- Assessment Year 2011-12	Rs. 97,434	
- Assessment Year 2013-14	Rs. 1,09,376	
- Assessment Year 2015-16	Rs. 3,71,907	
- Assessment Year 2021-22	Rs. 6,81,345	
- Assessment Year 2022-23	Rs. 5,78,114	
- Excise & Taxation Department (VAT)	38,17,348	38,17,348
- Income Tax Department Appeal	86,37,753	55,73,000
- Receivable of TCS	3,825	15,390
<b>TOTAL</b>	<b>10,24,34,858</b>	<b>10,45,83,256</b>





**JAYPEE UNIVERSITY OF INFORMATION TECHNOLOGY**  
**FINANCIAL YEAR 2021-22**  
**PREPAID EXPENSES**

**SCHEDULE - "E"**

<b>Particulars</b>	<b>Amount (₹)</b> 31.03.2022	<b>Amount (₹)</b> 31.03.2021
AMC for Equipments	21,75,554	23,86,928
Insurance	6,77,456	3,70,841
Subscription for Journals & Digital Library	21,47,825	21,54,797
<b>TOTAL PREPAID EXPENSES</b>	<b>50,00,835</b>	<b>49,12,566</b>





**JAYPEE UNIVERSITY OF INFORMATION TECHNOLOGY**  
**FINANCIAL YEAR 2021-22**  
**SECURITY DEPOSITS**

**SCHEDULE - "F"**

Particulars	Amount (₹)	Amount (₹)
	31.03.2022	31.03.2021
For Electricity -HPESBL	22,40,280	22,40,280
For LPG	1,19,800	1,19,800
For Labour Office Solan	12,000	12,000
For Telephones	11,372	11,372
<b>TOTAL SECURITY DEPOSITS</b>	<b>23,83,452</b>	<b>23,83,452</b>






**JAYPEE UNIVERSITY OF INFORMATION TECHNOLOGY**  
**FINANCIAL YEAR 2021-22**  
**STOCK-IN-HAND**

**SCHEDULE - "G"**

Particulars	Amount (₹)	Amount (₹)
	31.03.2022	31.03.2021
Annapurna Grocery & Eatables	34,29,682	15,08,080
Housekeeping	51,417	-
Medicines	61,799	78,767
Diesel	13,11,413	11,58,788
General Hardware Items	17,97,358	20,86,739
Electrical Items	20,17,616	31,77,649
Spares for Vehicles	1,63,294	49,595
<b>TOTAL STOCK IN HAND</b>	<b>88,32,579</b>	<b>80,59,618</b>





**JAYPEE UNIVERSITY OF INFORMATION TECHNOLOGY**  
**FINANCIAL YEAR 2021-22**  
**SUNDRY CREDITORS**

**SCHEDULE - "H"**

Particulars	Amount (₹) 31.03.2022	Amount (₹) 31.03.2021
- For Goods Supplied	74,07,156	22,80,020
- For Services Rendered	1,45,42,027	1,13,33,219
- For Retention	10,23,227	10,52,392
- For Statutory Liabilities	5,41,05,366	5,64,67,476
<b>TOTAL SUNDRY CREDITORS</b>	<b>7,70,77,776</b>	<b>7,11,33,107</b>






**JAYPEE UNIVERSITY OF INFORMATION TECHNOLOGY**  
**FINANCIAL YEAR 2021-22**  
**OTHER LIABILITIES**

**SCHEDULE - "I"**

Particulars	Amount (₹) 31.03.2022	Amount (₹) 31.03.2021
Uncleared Cheques	9,14,109	17,13,431
Fee in Advance	9,94,79,841	5,26,52,382
JYC Students Fund	14,14,070	13,22,295
Expenses Payable	94,18,608	59,86,897
T.D.S. Payable	32,48,778	23,46,348
Salary Payable	1,83,90,978	3,05,56,951
<b>TOTAL OTHER LIABILITIES</b>	<b>13,28,66,384</b>	<b>9,45,78,304</b>






**JAYPEE UNIVERSITY OF INFORMATION TECHNOLOGY**  
**FINANCIAL YEAR 2021-22**  
**INSTITUTIONAL EXPENSES**

**SCHEDULE - "J"**


Particulars	Amount (₹) 31.03.2022	Amount (₹) 31.03.2021
Admission Exps. including Advertisement	73,00,431	35,52,715
Audit Fee	3,54,000	3,54,000
Conference & Seminar Expenses	47,018	54,390
Convocation Expenses	33,475	44,048
E-Journals & Periodicals	31,14,506	32,99,278
Electricity Expenses	26,42,444	20,99,909
Honorarium to Faculty & Remuneration of Visiting Faculty	6,74,279	10,39,221
Institute Promotional Expenses	8,19,195	22,97,673
Insurance Expenses	6,04,102	2,86,780
Internet Charges	10,82,950	11,82,113
Interest & Finance Charges	-	1,23,786
Laboratory Expenses	27,92,651	19,04,011
Lease Rent	23,784	10,621
Legal & Professional Charges	8,14,762	4,85,656
Misc. Expenses	2,15,623	1,69,027
Payment to Technical Personnel	38,85,993	38,79,733
Placement Expenses	66,497	4,598
Postage & Telegram	86,949	63,845
Prior Period Exps.	490	31,003
Printing & Stationery	9,32,237	7,56,055
Recruitment Expenses	1,93,318	2,78,261





**SCHEDULE - "J" (Continued)**

Particulars	Amount (₹)	Amount (₹)
	31.03.2022	31.03.2021
Scholarship to Students	31,39,332	63,04,440
Security Expenses	53,41,272	39,00,325
Staff Welfare	19,95,900	14,36,919
Telephone Expenses	6,43,633	6,39,997
Travelling & Conveyance	6,02,886	3,15,813
Water Expenses	13,39,147	11,13,268
<b>Repair &amp; Maintenance</b>		
- Civil Maintenance	31,62,834	40,64,606
- Equipment & Machinery	53,91,575	23,74,526
- Furniture & Fixture	4,32,356	6,19,610
- Horticulture Exps.	26,97,213	23,97,982
- Institute House Keeping	35,13,706	23,94,156
- Others	9,34,168	10,02,878
- Vehicles	25,40,637	19,51,201
- Water Supply Scheme	2,95,795	7,04,147
<b>TOTAL INSTITUTIONAL EXPENSES</b>	<b>5,77,15,158</b>	<b>5,11,36,591</b>





**JAYPEE UNIVERSITY OF INFORMATION TECHNOLOGY**  
**FINANCIAL YEAR 2021-22**  
**SALARY & ALLOWANCES**

**SCHEDULE - "K"**

Particulars	Amount (₹)	Amount (₹)
	31.03.2022	31.03.2021
<b><u>Teaching Staff :</u></b>		
Salary	10,37,59,638	9,55,18,101
Conveyance Allowance	69,45,266	64,54,859
H.R.A.	58,18,761	57,27,558
Medical Reimbursement	41,66,403	38,26,509
Leave Travel Assistance	48,25,245	13,064
Contribution to Provident Fund	1,25,86,259	1,13,75,203
Provision for Gratuity	15,41,113	41,32,299
Other Allowances	3,55,12,856	2,09,36,619
<b>Sub - Total</b>	<b>17,51,55,541</b>	<b>14,79,84,212</b>
<b><u>Non-Teaching Staff :</u></b>		
Salary	3,85,08,089	3,62,93,856
Conveyance Allowance	19,36,890	19,16,894
H.R.A.	30,43,937	28,07,648
Medical Reimbursement	13,48,542	12,85,006
Leave Travel Assistance	-	-
Contribution to Provident Fund	43,97,049	38,11,851
Provision for Gratuity	6,29,469	16,54,789
Other Allowances	72,53,303	56,22,806
<b>Sub - Total</b>	<b>5,71,17,279</b>	<b>5,33,92,850</b>
<b>TOTAL SALARY &amp; ALLOWANCES</b>	<b>23,22,72,820</b>	<b>20,13,77,062</b>





**JAYPEE UNIVERSITY OF INFORMATION TECHNOLOGY**  
**FINANCIAL YEAR 2021-22**  
**STUDENTS HOSTEL EXPENSES**

**SCHEDULE - "L"**

Particulars	Amount (₹) 31.03.2022	Amount (₹) 31.03.2021
Grocery & Eatables Consumed	1,31,10,016	44,48,853
Security Expenses	1,24,67,967	91,00,768
Electricity Charges	97,76,280	76,95,167
Water Charges	46,00,089	32,88,855
Housekeeping Expenses	1,08,94,757	69,85,803
Dispensary Expenses	45,93,944	67,59,272
Students Welfare Expenses	8,35,908	6,54,461
Messing Staff Expenses	89,52,585	49,89,303
Salary Annapurna & Technical Staff	90,67,316	88,94,372
Repair & Maintenance	77,12,830	62,16,000
Laundry Expenses	10,22,912	1,32,011
<b>TOTAL STUDENTS HOSTEL EXPENSES</b>	<b>8,30,34,604</b>	<b>5,91,64,865</b>






**JAYPEE UNIVERSITY OF INFORMATION TECHNOLOGY**  
**FINANCIAL YEAR 2021-22**  
**COLLECTIONS FROM STUDENTS**

**SCHEDULE - "M"**

Particulars	Amount (₹)	Amount (₹)
	31.03.2022	31.03.2021
<b>Fee From Students:</b>		
Tuition Fee	29,23,69,605	26,89,59,590
Hostel Fee	3,72,20,920	2,70,13,211
<b>Sub Total :</b>	<b>32,95,90,525</b>	<b>29,59,72,801</b>
<b>Other Collection:-</b>		
Sundry Charges	3,76,961	2,26,332
Admission Form Charges	36,05,650	19,87,215
Tuck Shop Charges	-	22,005
Mess Charges	27,39,517	22,95,584
<b>Sub Total :</b>	<b>67,22,128</b>	<b>45,31,136</b>
<b>TOTAL COLLECTIONS FROM STUDENTS</b>	<b>33,63,12,653</b>	<b>30,05,03,937</b>





**JAYPEE UNIVERSITY OF INFORMATION TECHNOLOGY**  
**FINANCIAL YEAR 2021-22**  
**INTEREST RECEIVED ON FDRs**

**SCHEDULE - "N"**

Particulars	Amount (₹)	Amount (₹)
	31.03.2022	31.03.2021
Punjab National Bank - Shimla	11,795	68,903
Punjab National Bank - Waknaghat	41,73,629	58,51,251
State Bank of India - Waknaghat	61,378	11,42,830
Canara Bank -UBSK (earstwhile Syndicate Bank , Noida)	14,70,368	15,89,226
<b>TOTAL INTEREST RECEIVED</b>	<b>57,17,170</b>	<b>86,52,210</b>





**Jaypee University Of Information Technology**  
**Details of Research Project During The F/Y 2021-22**

**SCHEDULE - "P"**

Amount in Rs.

Particulars	Opening Balance on 01.04.2021	Received During the year			Utilization During the Year			Refund	Closing Balance as on 31.03.2022
		Funding Agency	Contribution by University	Interst Earned	Revenue Expenditure	Capital Expenditure	Total Exps.		
Fund from State AIDS Cont.Society	-	2,632.00	-	-	2,632.00	-	2,632.00	-	-
Fund from State Council for Science & Tech.	-	1,00,000.00	-	-	1,00,000.00	-	1,00,000.00	-	-
FUND FROM TIEDC	30,40,137.00	-	-	1,04,260.00	1,25,427.00	-	1,25,427.00	-	30,18,970.00
SERB -SURJIT HAZARA	24,949.00	-	-	383.00	25,332.00	-	25,332.00	-	-
SERB -VINEET SHARMA	20,517.00	-	-	-	-	-	-	20,517.00	-
HIMCOST - MEENAKSHI SOOD	92,685.00	-	-	7,821.00	52,791.00	-	52,791.00	-	47,715.00
SERB-GUNJAN GOEL/RISHI MAHAJAN	1,89,057.00	-	-	-	-	-	-	1,89,057.00	-
UNNAT BHARAT-GOPAL SINGH BISHIT	29,190.00	-	-	-	-	-	-	-	29,190.00
ICMR ROHIT SHUKLA	1,78,516.00	4,30,078.00	-	-	4,71,905.00	-	4,71,905.00	-	1,36,689.00
DBT (HIMCOST) SUDHIR KUMAR	14,99,354.00	-	-	39,797.00	7,68,859.00	-	7,68,859.00	-	7,70,292.00
DBT-ANIL KANT	8,90,000.00	-	-	22,776.00	7,67,007.00	-	7,67,007.00	-	1,45,769.00
OFFICE OF THE DEPUTY COMM.-SOLAN	25,00,000.00	-	-	82,741.00	2,42,022.00	-	2,42,022.00	-	23,40,719.00
FUND FROM DEPTT.OF ES&T-ASHOK KR.NADDA	-	3,04,000.00	-	-	-	-	-	-	3,04,000.00
<b>G.Total</b>	<b>84,64,405</b>	<b>8,36,710</b>	<b>-</b>	<b>2,57,778</b>	<b>25,55,975</b>	<b>-</b>	<b>25,55,975</b>	<b>2,09,574</b>	<b>67,93,344</b>

