

**Jaypee University of Information Technology
Waknaghat, Distt. Solan (H.P.)**

Provisional Balance Sheet as on 31.03.2022

Amount (₹) 31.03.2021	LIABILITIES	Amount (₹) 31.03.2022	Amount (₹) 31.03.2021	ASSETS	Amount (₹) 31.03.2022
5,00,00,000 1,01,55,000 6,01,55,000	CORPUS FUND For University For Research Promotion (UBSK)	5,00,00,000 1,01,55,000 6,01,55,000	71,21,61,919 81,27,962 -	FIXED ASSETS Opening Balance Addition during the year Disposed off during the current period	72,02,89,881 1,10,97,543 71,000
25,74,95,199 (3,46,04,742) 22,28,90,457	GENERAL FUND Opening Balance Add - Deficit brought from Income & Expenditure A/C	22,28,90,457 (5,89,37,075) 16,39,53,382	72,02,89,881 53,76,45,222 18,26,44,659	Gross Block SCH. "A" Less : up to date Depreciation Net Block	73,13,16,424 56,71,38,180 16,41,78,244
53,62,509 59,50,424 (26,51,215) (1,97,313) 84,64,405	RESEARCH PROJECT'S FUND Opening Balance Add : Received during the year Less : Expenses during the year Less : Refund during the year	84,64,405 10,94,488 (25,55,975) (2,09,574) 67,93,344	11,81,220 17,08,00,824	CAPITAL WORK IN PROGRESS SCH. "B" CURRENT ASSETS, LOANS & ADVANCES Cash & Bank Balance SCH. "C" Advances and Receivables in Cash or in Kind SCH. "D"	22,50,185 17,35,10,183 10,24,34,858
7,11,33,107 9,45,78,304	CURRENT LIABILITIES & PROVISIONS Sundry Creditors SCH. "H" Other Liabilities SCH. "I"	7,70,77,776 13,28,66,384	49,12,566 23,83,452 80,59,618	Prepaid Expenses SCH. "E" Security Deposits SCH. "F" Stock- in- Hand SCH. "G"	50,00,835 23,83,452 88,32,579
1,62,00,930 52,60,000 (41,16,608) 1,73,44,322	CAUTION MONEY Opening Balance Add : Received during the year Less : Refund during the year (Due for payment during next one year Rs.38,49,500/-)	1,73,44,322 46,65,000 (42,64,872) 1,77,44,450			
47,45,65,595	Total Liabilities	45,85,90,336	47,45,65,595	Total Assets	45,85,90,336

Significant Accounting policies and notes on accounts as per Schedule 'P' forming part of Balance Sheet.

For DASS GUPTA & ASSOCIATES
CHARTERED ACCOUNTANTS
REG.NO.:000112N


(ASHOK KUMAR JAIN)
PARTNER
MEMBERSHIP NO.:090563

RAJENDRA KUMAR SHARMA
VICE CHANCELLOR

MAJ GEN RAKESH BASSI, SM (RETD)
REGISTRAR

HEMANT VYAS
CHIEF FINANCE OFFICER

PLACE:-New Delhi
DATE : 13.08.2022



Jaypee University of Information Technology
Waknaghat, Distt. Solan, H.P.
Provisional Income & Expenditure Account for the year ended on 31.03.2022

Amount (₹) 31.03.2021	EXPENDITURE	Amount (₹) 31.03.2022	Amount (₹) 31.03.2021	INCOME	Amount (₹) 31.03.2022
5,11,36,591	Institutional Expenses SCH. "J"	5,77,15,158	30,05,03,937	Collection from Students SCH. "M"	33,63,12,653
20,13,77,062	Salary & Allowances SCH. "K"	23,22,72,820	86,52,210	Interest received on FDs SCH. "N"	57,17,170
5,91,64,865	Students Hostel Expenses SCH. "L"	8,30,34,604	19,67,980	Other Income SCH. "O"	15,48,642
3,40,50,351	Depreciation SCH. "A"	2,94,92,958			
34,57,28,869	Total Expenditure	40,25,15,540			
(3,46,04,742)	Deficit Transferred to General Fund A/C.	(5,89,37,075)			
31,11,24,127	TOTAL	34,35,78,465	31,11,24,127	TOTAL	34,35,78,465

Significant Accounting policies and notes on accounts as per Schedule 'P' forming part of Income & Expenditure Account.
As per our report of even date attached

For DASS GUPTA & ASSOCIATES
CHARTERED ACCOUNTANTS
REG.NO.000112N


(ASHOK KUMAR JAIN)
PARTNER
MEMBERSHIP NO.:090563

PLACE:- New Delhi
DATE : 13.08.2022

RAJENDRA KUMAR SHARMA
VICE CHANCELLOR

MAJ GEN RAKESH BASSI (RETD)
REGISTRAR


HEMANT VYAS
CHIEF FINANCE OFFICER



FINANCIAL YEAR 2021-22
Details of Fixed Assets as on 31.03.2022

SCHEDULE : "A"

Block of Assets	Rate of Dep.	GROSS BLOCK					DEPRECIATION			Amount (₹)	
		Op. Balance as on 01.04.2021	Addition during the year		Disposed off during the year	As on 31.03.2022	Op. Balance as on 01.04.2021	For the Year	Up to 31.03.2022	NET BLOCK	
			180 Days or more	Less than 180 Days						As on 31.03.2021	As on 31.03.2022
Classification of Assets											
Buildings	10%	14,55,81,037				14,55,81,037	8,03,17,139	65,26,390	8,68,43,529	6,52,63,898	5,87,37,508
Library Books	15%	6,88,01,385	549	26,616		6,88,28,550	5,59,41,651	19,31,039	5,78,72,890	1,28,59,734	1,09,55,960
Electronic Lab Equipments	15%	2,00,85,220	-	-		2,00,85,220	1,65,48,996	5,30,434	1,70,79,430	35,36,224	30,05,790
Bio Informatics Lab Equipments	15%	2,73,71,506	28,265			2,73,99,771	2,29,38,009	6,69,264	2,36,07,273	44,33,497	37,92,498
Physics Lab Equipments	15%	1,14,14,875		1,30,390		1,15,45,265	93,11,813	3,25,239	96,37,052	21,03,062	19,08,213
Computer Lab Equipments	40%	14,83,80,729	4,65,663	-		14,88,46,392	13,09,49,570	71,58,729	13,81,08,299	1,74,31,159	1,07,38,093
Imported Bio Lab Equipments	15%	2,20,31,080				2,20,31,080	1,95,39,065	3,73,802	1,99,12,867	24,92,015	21,18,213
Imported Electronic Lab Equipments	15%	33,58,810				33,58,810	31,95,143	24,550	32,19,693	1,63,667	1,39,117
Imported Computer Lab Equipments	40%	7,37,191				7,37,191	7,37,190	-	7,37,190	1	1
Imported Office Equipments	15%	87,905				87,905	78,871	1,355	80,226	9,034	7,679
Civil Lab Equipments	15%	1,26,85,095	3,51,640			1,30,36,735	92,47,010	5,68,459	98,15,469	34,38,085	32,21,296
Software-Computer	40%	45,04,269				45,04,269	41,04,604	1,59,866	42,84,470	3,99,965	2,39,799
Software -Math	40%	3,24,350				3,24,350	3,14,614	3,894	3,18,508	9,736	5,842
Software-Civil	40%	22,64,478				22,64,478	21,53,688	44,316	21,98,004	1,10,790	66,474
Software -Language Lab	40%	11,37,938				11,37,938	10,64,227	29,484	10,93,711	73,711	44,227
Software -Biotech Lab	40%	19,44,888				19,44,888	18,23,180	48,683	18,71,863	1,21,708	73,025
Software -Electronics Lab	40%	40,82,695				40,82,695	35,24,800	2,23,158	37,47,958	5,57,896	3,34,737
Software -Library	40%	2,73,000				2,73,000	2,60,457	5,017	2,85,474	12,543	7,526
Software -Physics Lab	40%	4,35,123				4,35,123	4,09,250	10,349	4,19,599	25,873	15,524
Software -PD Lab	40%	4,66,390				4,66,390	4,18,030	19,344	4,37,374	48,360	29,016
Office Equipments	15%	2,37,82,575	2,04,673	3,18,160		2,43,05,408	1,47,15,315	14,14,652	1,61,29,967	90,67,260	81,75,441
Miscellaneous Assets	15%	53,41,042	76,836	73,998		54,91,876	41,29,799	1,98,782	43,28,581	12,11,243	11,63,315
Gymnasium Equipments	15%	61,59,595				61,59,595	34,11,921	4,12,151	38,24,072	27,47,674	23,35,523
Furniture & Fixtures	10%	5,95,09,008				5,95,09,008	4,18,02,058	17,70,695	4,35,72,753	1,77,08,950	1,59,36,255
Vehicles	15%	2,28,55,588	69,90,507	14,89,475	71,000	3,12,64,570	1,46,01,468	23,87,755	1,69,89,223	82,54,120	1,42,75,347
Imported Kitchen Equipments	15%	2,78,308				2,78,308	2,44,659	5,047	2,49,706	33,849	28,602
Kitchen Equipments	15%	86,60,971				86,60,971	58,92,811	4,15,224	63,08,035	27,68,160	23,52,936
Plant & Machinery	15%	7,08,57,177		4,96,529		7,13,53,706	5,40,86,008	25,52,915	5,66,38,923	1,67,71,169	1,47,14,783
Electrical Equipments	15%	97,37,164		4,44,242		1,01,81,426	75,91,953	3,55,103	79,47,056	21,45,231	22,34,370
Mechanical Lab Equipments	15%	27,37,255				27,37,255	22,69,202	70,208	23,39,410	4,68,053	3,97,845
Research Equipments	15%	3,44,03,214				3,44,03,214	2,60,22,721	12,57,074	2,72,79,795	83,80,493	71,23,419
GROSS TOTAL		72,02,89,881	81,18,133	29,79,410	71,000	73,13,16,424	53,76,45,222	2,94,92,968	56,71,38,180	18,26,44,859	16,41,79,244
PREVIOUS YEAR		71,21,61,919	10,22,744	71,05,218		72,02,89,881	50,35,94,872	3,40,50,351	53,76,45,222	20,85,67,047	18,26,44,659



JAYPEE UNIVERSITY OF INFORMATION TECHNOLOGY
FINANCIAL YEAR 2021-22
Capital Work in Progress

SCHEDULE - "B"


Particulars	Amount (₹)				
	Opening Balance as on 01.04.2021	Addition during the Year	Capitalized during the Year	Expensed Out during the Year	Closing Balance as on 31.03.2022
Material In Transit	-	10,05,360	-	-	10,05,360
Capital Goods in Store	-	63,605	-	-	63,605
Capital Work in Progress	11,81,220	-	-	-	11,81,220
Gross Total	11,81,220	10,68,965	-	-	22,50,185



JAYPEE UNIVERSITY OF INFORMATION TECHNOLOGY
FINANCIAL YEAR 2021-22
Cash and Bank Balance

SCHEDULE - "C"


S.No	Particulars	Amount (₹) 31.03.2022	Amount (₹) 31.03.2021
I	Cash in Hand	93,956	37,899
II	Balance with Schedule Banks		
	<u>In Current Account :</u>		
	- State Bank of India, Wagnaghat	32,702	1,23,532
	- Punjab National Bank, Shimla	1,12,627	4,07,892
	- Punjab National Bank, Solan (Earst while OBC Bank ,Solan)	25,298	35,357
	- Punjab National Bank, Wagnaghat	23,92,926	32,28,978
	- Yes Bank Ltd., Noida	59,783	59,782
	- Cheque / DD in hand	13,825	3,99,037
	Balance with Schedule Banks		
	<u>In Saving Account :</u>		
	- Punjab National Bank, Wagnaghat A/c No. 15239	8,65,139	16,87,538
	- Punjab National Bank, Wagnaghat A/c No. 14461	28,47,359	39,73,626
III	Fixed Deposits with Banks		
	- State Bank of India, Wakanaghat	-	4,25,00,000
	- Punjab National Bank, Shimla	3,72,500	11,75,949
	- Punjab National Bank, Wagnaghat	13,85,00,000	8,10,00,000
	- Interest Accrued but not due	29,49,350	1,14,42,728
IV	Earmarked Deposits with Banks		
	- Canara Bank UBSK, Noida (C/A) (Earst while Syndicate Bank, Noida)	83,238	83,828
	- Canara Bank UBSK, Noida (FDR)(Earst while Syndicate Bank,Noida)	2,51,61,480	2,22,89,702
	- Interest Accrued on FDR	-	23,54,976
TOTAL		17,35,10,183	17,08,00,824



JAYPEE UNIVERSITY OF INFORMATION TECHNOLOGY
FINANCIAL YEAR 2021-22
ADVANCES AND RECEIVABLES IN CASH OR IN KIND

SCHEDULE - "D"

Particulars	Amount (₹)	Amount (₹)
	31.03.2022	31.03.2021
<u>Advances To:-</u>		
- Staff	11,112	79,239
- Suppliers/Agencies/Capital Goods/Property	2,33,25,661	2,97,32,899
- Other Educational Trust	6,29,60,035	5,94,41,347
<u>Receivables From:-</u>		
- Students	11,79,144	10,66,450
- Income Tax Department as on 31.03.21	24,99,980	48,57,583
- Assessment Year 2010-11	Rs. 6,61,804	.
- Assessment Year 2011-12	Rs. 97,434	
- Assessment Year 2013-14	Rs. 1,09,376	
- Assessment Year 2015-16	Rs. 3,71,907	
- Assessment Year 2021-22	Rs. 6,81,345	
- Assessment Year 2022-23	Rs. 5,78,114	
- Excise & Taxation Department (VAT)	38,17,348	38,17,348
- Income Tax Department Appeal	86,37,753	55,73,000
- Receivable of TCS	3,825	15,390
TOTAL	10,24,34,858	10,45,83,256



JAYPEE UNIVERSITY OF INFORMATION TECHNOLOGY
FINANCIAL YEAR 2021-22
PREPAID EXPENSES

SCHEDULE - "E"

Particulars	Amount (₹) 31.03.2022	Amount (₹) 31.03.2021
AMC for Equipments	21,75,554	23,86,928
Insurance	6,77,456	3,70,841
Subscription for Journals & Digital Library	21,47,825	21,54,797
TOTAL PREPAID EXPENSES	50,00,835	49,12,566



JAYPEE UNIVERSITY OF INFORMATION TECHNOLOGY
FINANCIAL YEAR 2021-22
SECURITY DEPOSITS

SCHEDULE - "F"


Particulars	Amount (₹)	Amount (₹)
	31.03.2022	31.03.2021
For Electricity -HPESBL	22,40,280	22,40,280
For LPG	1,19,800	1,19,800
For Labour Office Solan	12,000	12,000
For Telephones	11,372	11,372
TOTAL SECURITY DEPOSITS	23,83,452	23,83,452



JAYPEE UNIVERSITY OF INFORMATION TECHNOLOGY
FINANCIAL YEAR 2021-22
STOCK-IN-HAND

SCHEDULE - "G"

Particulars	Amount (₹)	Amount (₹)
	31.03.2022	31.03.2021
Annapurna Grocery & Eatables	34,29,682	15,08,080
Housekeeping	51,417	-
Medicines	61,799	78,767
Diesel	13,11,413	11,58,788
General Hardware Items	17,97,358	20,86,739
Electrical Items	20,17,616	31,77,649
Spares for Vehicles	1,63,294	49,595
TOTAL STOCK IN HAND	88,32,579	80,59,618



JAYPEE UNIVERSITY OF INFORMATION TECHNOLOGY
FINANCIAL YEAR 2021-22
SUNDRY CREDITORS

SCHEDULE - "H"


Particulars	Amount (₹) 31.03.2022	Amount (₹) 31.03.2021
- For Goods Supplied	74,07,156	22,80,020
- For Services Rendered	1,45,42,027	1,13,33,219
- For Retention	10,23,227	10,52,392
- For Statutory Liabilities	5,41,05,366	5,64,67,476
TOTAL SUNDRY CREDITORS	7,70,77,776	7,11,33,107



JAYPEE UNIVERSITY OF INFORMATION TECHNOLOGY
FINANCIAL YEAR 2021-22
OTHER LIABILITIES

SCHEDULE - "I"


Particulars	Amount (₹) 31.03.2022	Amount (₹) 31.03.2021
Uncleared Cheques	9,14,109	17,13,431
Fee in Advance	9,94,79,841	5,26,52,382
JYC Students Fund	14,14,070	13,22,295
Expenses Payable	94,18,608	59,86,897
T.D.S. Payable	32,48,778	23,46,348
Salary Payable	1,83,90,978	3,05,56,951
TOTAL OTHER LIABILITIES	13,28,66,384	9,45,78,304



JAYPEE UNIVERSITY OF INFORMATION TECHNOLOGY
FINANCIAL YEAR 2021-22
INSTITUTIONAL EXPENSES


SCHEDULE - "J"

Particulars	Amount (₹) 31.03.2022	Amount (₹) 31.03.2021
Admission Exps. including Advertisement	73,00,431	35,52,715
Audit Fee	3,54,000	3,54,000
Conference & Seminar Expenses	47,018	54,390
Convocation Expenses	33,475	44,048
E-Journals & Periodicals	31,14,506	32,99,278
Electricity Expenses	26,42,444	20,99,909
Honorarium to Faculty & Remuneration of Visiting Faculty	6,74,279	10,39,221
Institute Promotional Expenses	8,19,195	22,97,673
Insurance Expenses	6,04,102	2,86,780
Internet Charges	10,82,950	11,82,113
Interest & Finance Charges	-	1,23,786
Laboratory Expenses	27,92,651	19,04,011
Lease Rent	23,784	10,621
Legal & Professional Charges	8,14,762	4,85,656
Misc. Expenses	2,15,623	1,69,027
Payment to Technical Personnel	38,85,993	38,79,733
Placement Expenses	66,497	4,598
Postage & Telegram	86,949	63,845
Prior Period Exps.	490	31,003
Printing & Stationery	9,32,237	7,56,055
Recruitment Expenses	1,93,318	2,78,261



SCHEDULE - "J" (Continued)


Particulars	Amount (₹)	Amount (₹)
	31.03.2022	31.03.2021
Scholarship to Students	31,39,332	63,04,440
Security Expenses	53,41,272	39,00,325
Staff Welfare	19,95,900	14,36,919
Telephone Expenses	6,43,633	6,39,997
Travelling & Conveyance	6,02,886	3,15,813
Water Expenses	13,39,147	11,13,268
Repair & Maintenance		
- Civil Maintenance	31,62,834	40,64,606
- Equipment & Machinery	53,91,575	23,74,526
- Furniture & Fixture	4,32,356	6,19,610
- Horticulture Exps.	26,97,213	23,97,982
- Institute House Keeping	35,13,706	23,94,156
- Others	9,34,168	10,02,878
- Vehicles	25,40,637	19,51,201
- Water Supply Scheme	2,95,795	7,04,147
TOTAL INSTITUTIONAL EXPENSES	5,77,15,158	5,11,36,591



JAYPEE UNIVERSITY OF INFORMATION TECHNOLOGY
FINANCIAL YEAR 2021-22
SALARY & ALLOWANCES

SCHEDULE - "K"

Particulars	Amount (₹)	Amount (₹)
	31.03.2022	31.03.2021
<u>Teaching Staff :</u>		
Salary	10,37,59,638	9,55,18,101
Conveyance Allowance	69,45,266	64,54,859
H.R.A.	58,18,761	57,27,558
Medical Reimbursement	41,66,403	38,26,509
Leave Travel Assistance	48,25,245	13,064
Contribution to Provident Fund	1,25,86,259	1,13,75,203
Provision for Gratuity	15,41,113	41,32,299
Other Allowances	3,55,12,856	2,09,36,619
Sub - Total	17,51,55,541	14,79,84,212
<u>Non-Teaching Staff :</u>		
Salary	3,85,08,089	3,62,93,856
Conveyance Allowance	19,36,890	19,16,894
H.R.A.	30,43,937	28,07,648
Medical Reimbursement	13,48,542	12,85,006
Leave Travel Assistance	-	-
Contribution to Provident Fund	43,97,049	38,11,851
Provision for Gratuity	6,29,469	16,54,789
Other Allowances	72,53,303	56,22,806
Sub - Total	5,71,17,279	5,33,92,850
TOTAL SALARY & ALLOWANCES	23,22,72,820	20,13,77,062



JAYPEE UNIVERSITY OF INFORMATION TECHNOLOGY
FINANCIAL YEAR 2021-22
STUDENTS HOSTEL EXPENSES

SCHEDULE - "L"


Particulars	Amount (₹) 31.03.2022	Amount (₹) 31.03.2021
Grocery & Eatables Consumed	1,31,10,016	44,48,853
Security Expenses	1,24,67,967	91,00,768
Electricity Charges	97,76,280	76,95,167
Water Charges	46,00,089	32,88,855
Housekeeping Expenses	1,08,94,757	69,85,803
Dispensary Expenses	45,93,944	67,59,272
Students Welfare Expenses	8,35,908	6,54,461
Messing Staff Expenses	89,52,585	49,89,303
Salary Annapurna & Technical Staff	90,67,316	88,94,372
Repair & Maintenance	77,12,830	62,16,000
Laundry Expenses	10,22,912	1,32,011
TOTAL STUDENTS HOSTEL EXPENSES	8,30,34,604	5,91,64,865



JAYPEE UNIVERSITY OF INFORMATION TECHNOLOGY
FINANCIAL YEAR 2021-22
COLLECTIONS FROM STUDENTS

SCHEDULE - "M"

Particulars	Amount (₹)	Amount (₹)
	31.03.2022	31.03.2021
Fee From Students:		
Tuition Fee	29,23,69,605	26,89,59,590
Hostel Fee	3,72,20,920	2,70,13,211
Sub Total :	32,95,90,525	29,59,72,801
Other Collection:-		
Sundry Charges	3,76,961	2,26,332
Admission Form Charges	36,05,650	19,87,215
Tuck Shop Charges	-	22,005
Mess Charges	27,39,517	22,95,584
Sub Total :	67,22,128	45,31,136
TOTAL COLLECTIONS FROM STUDENTS	33,63,12,653	30,05,03,937



JAYPEE UNIVERSITY OF INFORMATION TECHNOLOGY
FINANCIAL YEAR 2021-22
INTEREST RECEIVED ON FDRs

SCHEDULE - "N"

Particulars	Amount (₹)	Amount (₹)
	31.03.2022	31.03.2021
Punjab National Bank - Shimla	11,795	68,903
Punjab National Bank - Waknaghat	41,73,629	58,51,251
State Bank of India - Waknaghat	61,378	11,42,830
Canara Bank -UBSK (earstwhile Syndicate Bank , Noida)	14,70,368	15,89,226
TOTAL INTEREST RECEIVED	57,17,170	86,52,210



Jaypee University Of Information Technology
Details of Research Project During The F/Y 2021-22

SCHEDULE - "P"

Amount in Rs.

Particulars	Opening Balance on 01.04.2021	Received During the year			Utilization During the Year			Refund	Closing Balance as on 31.03.2022
		Funding Agency	Contribution by University	Interst Earned	Revenue Expenditure	Capital Expenditure	Total Exps.		
Fund from State AIDS Cont.Society	-	2,632.00	-	-	2,632.00	-	2,632.00	-	-
Fund from State Council for Science & Tech.	-	1,00,000.00	-	-	1,00,000.00	-	1,00,000.00	-	-
FUND FROM TIEDC	30,40,137.00	-	-	1,04,260.00	1,25,427.00	-	1,25,427.00	-	30,18,970.00
SERB -SURJIT HAZARA	24,949.00	-	-	383.00	25,332.00	-	25,332.00	-	-
SERB -VINEET SHARMA	20,517.00	-	-	-	-	-	-	20,517.00	-
HIMCOST - MEENAKSHI SOOD	92,685.00	-	-	7,821.00	52,791.00	-	52,791.00	-	47,715.00
SERB-GUNJAN GOEL/RISHI MAHAJAN	1,89,057.00	-	-	-	-	-	-	1,89,057.00	-
UNNAT BHARAT-GOPAL SINGH BISHIT	29,190.00	-	-	-	-	-	-	-	29,190.00
ICMR ROHIT SHUKLA	1,78,516.00	4,30,078.00	-	-	4,71,905.00	-	4,71,905.00	-	1,36,689.00
DBT (HIMCOST) SUDHIR KUMAR	14,99,354.00	-	-	39,797.00	7,68,859.00	-	7,68,859.00	-	7,70,292.00
DBT-ANIL KANT	8,90,000.00	-	-	22,776.00	7,67,007.00	-	7,67,007.00	-	1,45,769.00
OFFICE OF THE DEPUTY COMM.-SOLAN	25,00,000.00	-	-	82,741.00	2,42,022.00	-	2,42,022.00	-	23,40,719.00
FUND FROM DEPTT.OF ES&T-ASHOK KR.NADDA	-	3,04,000.00	-	-	-	-	-	-	3,04,000.00
G.Total	84,64,405	8,36,710	-	2,57,778	25,55,975	-	25,55,975	2,09,574	67,93,344

