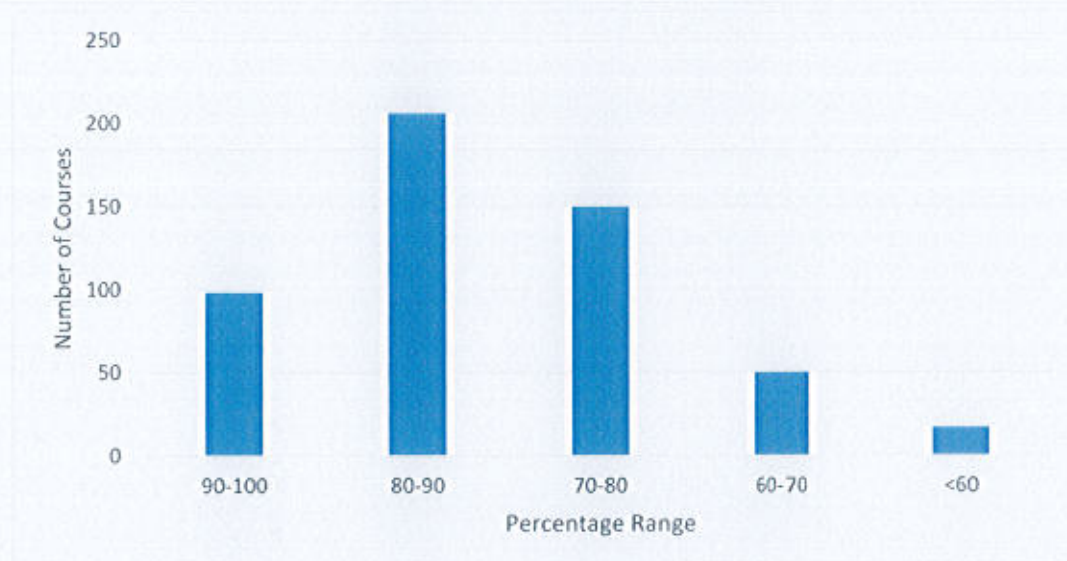


Student Feedback Analysis Report (2017-18)

Percentage Range	90-100	80 - 90	70 - 80	60 - 70	<60
Number of Courses	98	206	150	50	17



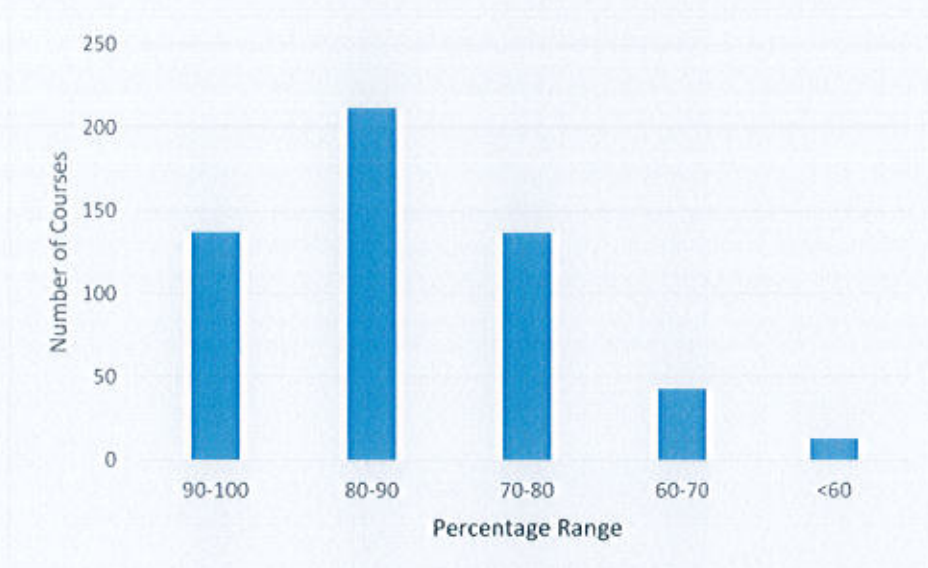
Student feedback regarding various aspects of course curriculum and course structure is received in 2017-18. As per average rating 18.8% response rated the curriculum as excellent, 39.5% as very good, 28.79% as good, 9.59% as average and 3.26% as below average.


Assistant Registrar (Academics)
Jaypee University of Information Technology
Waknaghat, Distt. Solan (H.P.)



Student Feedback Analysis Report (2018-19)

Percentage Range	90-100	80 - 90	70 - 80	60 - 70	<60
Number of Courses	137	212	137	43	13



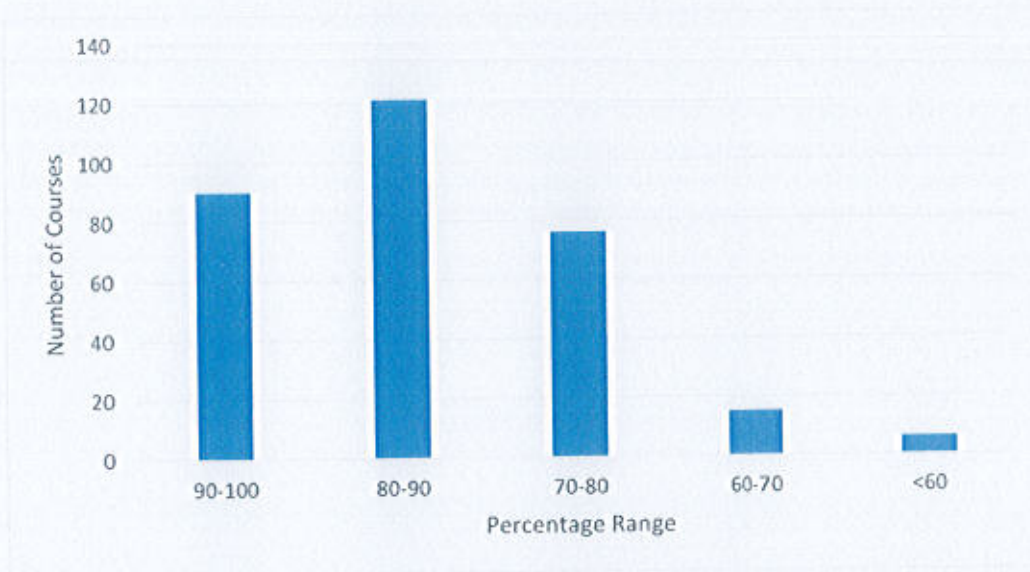
Student feedback regarding various aspects of course curriculum and course structure is received in 2018-19. As per average rating, 25.3% response rated the curriculum as excellent, 39.1% as very good, 25.3% as good, 7.9% as average and 2.3% as below average.


Assistant Registrar (Academics)
Jyapee University of Information Technology
Waknaghat, Dist. Solan (H.P.)


IQAC
JYAPEE UNIVERSITY OF INFORMATION TECHNOLOGY
WAKNAGHAT

Student Feedback Analysis Report (2019-20)

Percentage Range	90-100	80 - 90	70 - 80	60 - 70	<60
Number of Courses	90	121	76	15	6



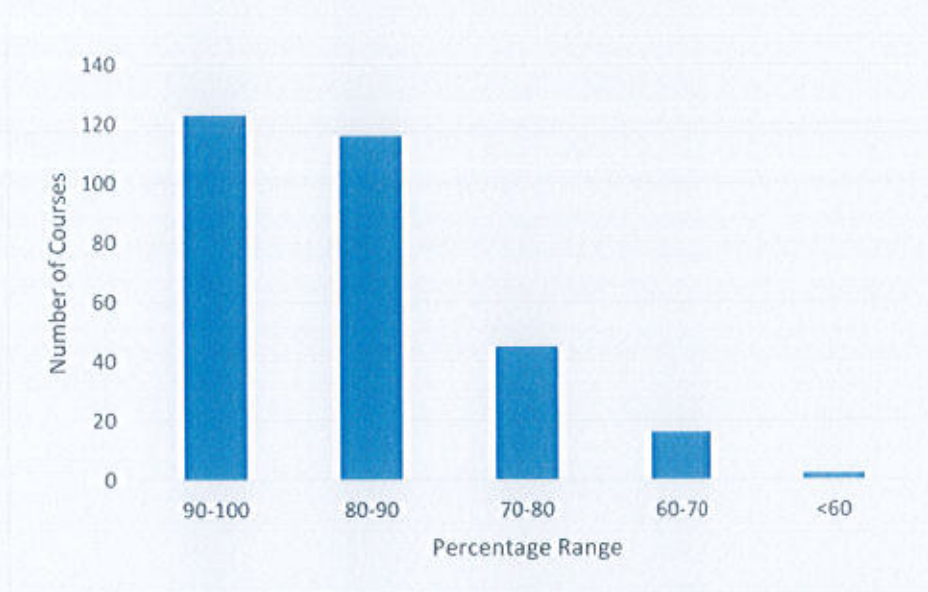
Student feedback regarding various aspects of course curriculum and course structure is received in 2019-20. As per average rating, 29.2% response rated the curriculum as excellent, 39.3% as very good, 24.7% as good, 4.9% as average and 1.9% as below average.




Assistant Registrar (Academics)
Jaypee University of Information Technology
Wakrahat, Distt. Solan (H.P.)

Student Feedback Analysis Report (2020-21)

Percentage Range	90-100	80 - 90	70 - 80	60 - 70	<60
Number of Courses	123	116	45	16	2



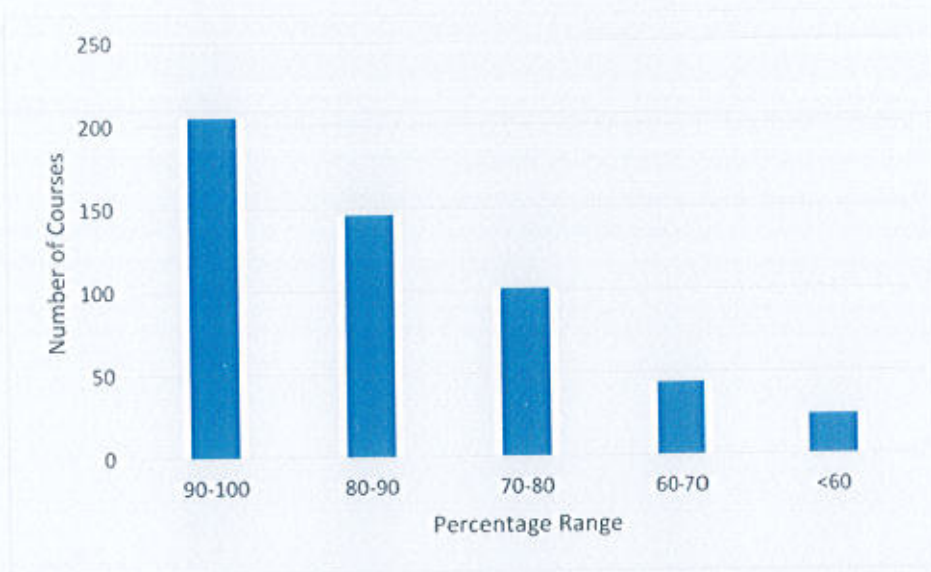
Student feedback regarding various aspects of course curriculum and course structure is received in 2020-21. As per average rating, 40.7% response rated the curriculum as excellent, 38.4% as very good, 14.9% as good, 5.2% as average and 0.6% as below average.




Assistant Registrar (Academics)
Jaypee University of Information Technology
Wahnaghat, Dist. Solan (H.P.)

Student Feedback Analysis Report (2021-22)

Percentage Range	90-100	80 - 90	70 - 80	60 - 70	<60
Number of Courses	205	146	101	44	24



Student feedback regarding various aspects of course curriculum and course structure is received in 2021-22. As per average rating, 39.4% response rated the curriculum as excellent, 28.1% as very good, 19.4% as good, 8.5% as average and 4.6% as below average.




Assistant Registrar (Academics)
Jaypee University of Information Technology
Wahnaghat, Distt. Solan (H.P.)

Faculty Feedback Analysis Report (2017-18)

Sr. No.	Curriculum Evaluation	Response in %				
		Excellent	Very Good	Good	Average	Below Average
1.	How do you rate the programme offered in term of the load of the courses in different semester?	39.3	43.75	17	0	0
2.	Your rating about the content and positioning of this course in the curriculum?	42.85	35.71	21.43	0	0
3.	How do you rate the quality and relevance of other courses included into the curriculum?	42.85	40.17	16.96	0	0
4.	How do you rate the courses of this curriculum in term of their relevance to the latest and/or coming technologies?	38.39	34.82	22.32	4.46	0
5.	How do you rate the availability of the text, reference, books and study material related to this course?	46.42	37.5	16.07	0	0
6.	How do you rate the project based learning component in the course?	38.39	28.57	29.46	3.57	0
7.	How do you rate the course outcomes (learning outcomes) that students achieved from this course?	33.92	44.64	21.42	0	0
8.	How do you rate the coherent alignment in course activities, assessments and content?	35.71	44.64	19.64	0	0
9.	Relevance of this course with carrier perspective?	48.21	31.25	17.85	2.67	0
10	Your rating about transparency of the evaluation for this course?	53.57	33.92	12.5	0	0
	Average	41.96	37.5	19.46	1.07	0

The faculty feedback regarding course curriculum and course structure is received from the faculty of various department. 41.96% response rated the curriculum as excellent, 37.5% as very good, 19.46% as good and 1.07% as average.




 Assistant Registrar (Academics)
 Jaypee University of Information Technology
 Wanknaghat, Distt. Solan (H.P.)

Faculty Feedback Analysis Report (2018-19)

Sr. No.	Curriculum Evaluation	Response in %				
		Excellent	Very Good	Good	Average	Below Average
1.	How do you rate the programme offered in term of the load of the courses in different semester?	40.86	39.13	17.39	0	0
2.	Your rating about the content and positioning of this course in the curriculum?	40.86	39.13	20	0	0
3.	How do you rate the quality and relevance of other courses included into the curriculum?	39.13	40.86	20	0	0
4.	How do you rate the courses of this curriculum in term of their relevance to the latest and/or coming technologies?	36.52	38.26	23.47	1.73	0
5.	How do you rate the availability of the text, reference, books and study material related to this course?	38.26	43.47	18.26	0	0
6.	How do you rate the project based learning component in the course?	40.86	29.56	27.82	1.73	0
7.	How do you rate the course outcomes (learning outcomes) that students achieved from this course?	31.3	16.95	20.86	0.86	0
8.	How do you rate the coherent alignment in course activities, assessments and content?	35.65	46.08	18.26	0	0
9.	Relevance of this course with carrier perspective?	50.43	28.69	18.26	2.6	0
10	Your rating about transparency of the evaluation for this course?	48.69	36.52	14.78	0	0
	Average	40.78	38.61	19.91	0.7	0

The faculty feedback regarding course curriculum and course structure is received from the faculty of various department. 40.78% response rated the curriculum as excellent, 38.61% as very good, 19.91% as good and 0.7% as average.




 Assistant Registrar (Academics)
 Jaypee University of Information Technology
 Wazirpur, Distt. Solan (H.P.)

Faculty Feedback Analysis Report (2019-20)

Sr. No.	Curriculum Evaluation	Response in %				
		Excellent	Very Good	Good	Average	Below Average
1.	How do you rate the programme offered in term of the load of the courses in different semester?	34.75	45.76	19.49	0	0
2.	Your rating about the content and positioning of this course in the curriculum?	25.42	51.69	22.88	0	0
3.	How do you rate the quality and relevance of other courses included into the curriculum?	30.5	45..76	23.72	0	0
4.	How do you rate the courses of this curriculum in term of their relevance to the latest and/or coming technologies?	36.44	32.2	30.5	0.84	0
5.	How do you rate the availability of the text, reference, books and study material related to this course?	40.67	34.74	23.72	0.84	0
6.	How do you rate the project based learning component in the course?	27.96	40.67	26.27	5.08	0
7.	How do you rate the course outcomes (learning outcomes) that students achieved from this course?	20.33	58.47	18.64	2.54	0
8.	How do you rate the coherent alignment in course activities, assessments and content?	28..81	44.91	25.42	0.84	0
9.	Relevance of this course with carrier perspective?	44.06	32.2	16.94	6.77	0
10	Your rating about transparency of the evaluation for this course?	40.67	34.74	24..57	0	0
	Average	32.97	42.12	23,22	1.69	0

The faculty feedback regarding course curriculum and course structure is received from the faculty of various department. 32.97% response rated the curriculum as excellent, 42.12% as very good, 23.22% as good and 1.69% as average.





 Assistant Registrar (Academics)
 Jaypee University of Information Technology
 Wazirpur, Distt. Solan (H.P.)

Faculty Feedback Analysis Report (2020-21)

Sr. No.	Curriculum Evaluation	Response in %				
		Excellent	Very Good	Good	Average	Below Average
1.	How do you rate the programme offered in term of the load of the courses in different semester?	37.5	47.22	15.27	0	0
2.	Your rating about the content and positioning of this course in the curriculum?	35.41	36.8	27.77	0	0
3.	How do you rate the quality and relevance of other courses included into the curriculum?	34.72	45.83	18.75	0.69	0
4.	How do you rate the courses of this curriculum in term of their relevance to the latest and/or coming technologies?	37.5	41.66	19.44	1.38	0
5.	How do you rate the availability of the text, reference, books and study material related to this course?	41.66	34.72	22.22	1.38	0
6.	How do you rate the project based learning component in the course?	36.11	36.8	24.3	2.77	0
7.	How do you rate the course outcomes (learning outcomes) that students achieved from this course?	31.94	42.36	25	0.69	0
8.	How do you rate the coherent alignment in course activities, assessments and content?	33.33	42.36	23.61	0.69	0
9.	Relevance of this course with carrier perspective?	47.22	34.02	16.66	2.08	0
10	Your rating about transparency of the evaluation for this course?	43.75	36.8	19.44	0	0
	Average	37.92	39.86	21.25	0.97	0

The faculty feedback regarding course curriculum and course structure is received from the faculty of various department. 37.92% response rated the curriculum as excellent, 39.86 as very good, 21.25% as good and 0.97% as average.




 Assistant Registrar (Academics)
 Jaypee University of Information Technology
 Waknaghat, Distt. Solan (H.P.)

Faculty Feedback Analysis Report (2021-22)

Sr. No.	Curriculum Evaluation	Response in %				
		Excellent	Very Good	Good	Average	Below Average
1.	How do you rate the programme offered in term of the load of the courses in different semester?	38.91	43.78	16.75	0.54	0
2.	Your rating about the content and positioning of this course in the curriculum?	38.37	40.54	20.54	0.54	0
3.	How do you rate the quality and relevance of other courses included into the curriculum?	38.37	45.4	15.67	0.54	0
4.	How do you rate the courses of this curriculum in term of their relevance to the latest and/or coming technologies?	39.45	41.62	16.75	2.16	0
5.	How do you rate the availability of the text, reference, books and study material related to this course?	46.48	37.29	15.13	1.08	0
6.	How do you rate the project based learning component in the course?	37.76	35.1	21.27	4.25	1.59
7.	How do you rate the course outcomes (learning outcomes) that students achieved from this course?	30.81	45.4	22.16	1.62	0
8.	How do you rate the coherent alignment in course activities, assessments and content?	35.51	48.1	17.83	0.54	0
9.	Relevance of this course with carrier perspective?	48.92	33.87	12.9	3.76	0.53
10	Your rating about transparency of the evaluation for this course?	44.32	41.62	14.05	0	0
	Average	39.7	41.28	17.31	1.5	0.21

The faculty feedback regarding course curriculum and course structure is received from the faculty of various department. 39.7% response rated the curriculum as excellent, 41.28% as very good, 17.31% as good and 1.5% as average.




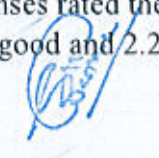

 Assistant Registrar (Academics)
 Jaypee University of Information Technology
 Waknaghat, Distt. Solan (H.P.)

Alumni Feedback Analysis Report (2017-18)

Sr. No.	Curriculum Evaluation	Response in %				
		Outstanding	Excellent	Very Good	Good	Fair
1.	Curriculum Structure	0	15.15	60.61	24.24	0
2.	Relevance of curriculum in your job	0	24.24	54.55	21.21	0
3.	Quality of course content	6.06	18.18	60.61	15.15	0
4.	Teaching and Learning process	9.09	15.15	57.58	18.18	0
5.	Laboratory and IT Facilities	0	18.18	60.61	12.12	9.09
6.	Examination and Evaluation system	3.03	30.3	57.58	6.06	3.03
7.	Learning Resource Center (including Digital Library)	0	24.24	54.55	21.21	0
8.	Training and Placement facilities	9.09	9.09	69.7	6.06	6.06
9.	Hostel Facility	0	18.18	66.67	15.15	0
10.	Mess Facility	0	15.15	75.76	9.09	0
11.	Extracurricular Activities	0	18.18	69.7	12.12	0
12.	Services/interaction with registry	0	27.27	63.64	9.09	0
13.	Services/interaction with accounts	0	33.33	42.42	21.21	3.03

For analyzing the feedback of alumni for course structure and curriculum, we are considering first eight inputs of the feedback. As per average rating, 3.14% responses rated the curriculum as outstanding, 19.3% as excellent, 59.47% as very good, 15.53% as good and 2.27% as fair.




 Assistant Registrar (Academics)
 Jaypee University of Information Technology
 Wanknaghat, Distt. Solan (H.P.)

Alumni Feedback Analysis Report (2018-19)

Sr. No.	Curriculum Evaluation	Response in %				
		Outstanding	Excellent	Very Good	Good	Fair
1.	Curriculum Structure	11.5	55.8	26.9	5.8	0
2.	Relevance of curriculum in your job	13.5	32.7	46.2	7.7	0
3.	Quality of course content	17.3	26.9	40.4	15.4	0
4.	Teaching and Learning process	9.6	42.3	34.6	13.5	0
5.	Laboratory and IT Facilities	9.6	34.6	44.2	11.5	0
6.	Examination and Evaluation system	13.5	26.9	42.3	17.3	0
7.	Learning Resource Center (including Digital Library)	19.2	30.8	32.7	15.4	1.9
8.	Training and Placement facilities	11.5	36.5	34.6	17.3	0
9.	Hostel Facility	5.8	25	53.8	15.4	0
10.	Mess Facility	7.7	28.8	32.7	30.8	0
11.	Extracurricular Activities	9.6	36.5	36.5	17.3	0
12.	Services/interaction with registry	13.5	38.5	38.5	9.6	0
13.	Services/interaction with accounts	7.7	34.6	38.5	19.2	0

For analyzing the feedback of alumni for course structure and curriculum, we are considering first eight inputs of the feedback. As per average rating, 13.21% responses rated the curriculum as outstanding, 35.81% as excellent, 37.73% as very good, 12.98% as good and 0.23% as fair.




 Assistant Registrar (Academics)
 Jaypee University of Information Technology
 Warkhaghat, Distt. Solan (H.P.)

Alumni Feedback Analysis Report (2019-20)

Sr. No.	Curriculum Evaluation	Response in %				
		Outstanding	Excellent	Very Good	Good	Fair
1.	Curriculum Structure	3.12	12.5	62.5	21.87	0
2.	Relevance of curriculum in your job	9.37	21.87	53.12	15.62	0
3.	Quality of course content	6.25	21.87	50	21.87	0
4.	Teaching and Learning process	12.5	15.62	59.37	12.5	0
5.	Laboratory and IT Facilities	15.62	15.62	62.5	6.25	0
6.	Examination and Evaluation system	6.25	28.12	62.5	3.12	0
7.	Learning Resource Center (including Digital Library)	3.12	25	56.25	15.62	0
8.	Training and Placement facilities	6.25	18.75	75	0	0
9.	Hostel Facility	0	18.75	65.62	15.62	0
10.	Mess Facility	0	15.62	75	9.37	0
11.	Extracurricular Activities	3.12	18.75	65.75	9.37	0
12.	Services/interaction with registry	0	28.12	62.5	9.37	0
13.	Services/interaction with accounts	0	34.37	46.87	18.75	0

For analyzing the feedback of alumni for course structure and curriculum, we are considering first eight inputs of the feedback. As per average rating, 7.81% responses rated the curriculum as outstanding, 19.91% as excellent, 60.15% as very good, 12.1% as good.




 Assistant Registrar (Academics)
 Jaypee University of Information Technology
 Wazirpur, Distt. Solan (H.P.)

Alumni Feedback Analysis Report (2020-21)

Sr. No.	Curriculum Evaluation	Response in %				
		Outstanding	Excellent	Very Good	Good	Fair
1.	Curriculum Structure	3.45	13.79	62.07	20.69	0
2.	Relevance of curriculum in your job	6.9	20.69	55.17	17.24	0
3.	Quality of course content	13.79	17.24	65.52	3.45	0
4.	Teaching and Learning process	3.45	13.79	58.62	24.14	0
5.	Laboratory and IT Facilities	10.34	20.69	62.07	6.9	0
6.	Examination and Evaluation system	3.45	31.03	58.62	6.9	0
7.	Learning Resource Center (including Digital Library)	6.9	24.14	58.62	10.34	0
8.	Training and Placement facilities	17.24	6.9	68.97	0	6.9
9.	Hostel Facility	0	17.24	65.52	13.79	10.34
10.	Mess Facility	0	17.24	65.52	10.34	6.9
11.	Extracurricular Activities	0	17.24	68.97	10.34	3.45
12.	Services/interaction with registry	0	27.59	62.07	10.34	0
13.	Services/interaction with accounts	0	37.93	44.83	17.24	0

For analyzing the feedback of alumni for course structure and curriculum, we are considering first eight inputs of the feedback. As per average rating, 8.19% responses rated the curriculum as outstanding, 18.53% as excellent, 61.2% as very good, 11.2% as good and 0.86% as fair.






 Assistant Registrar (Academics)
 Jaypee University of Information Technology
 Wazirpur, Distt. Solan (H.P.)

Alumni Feedback Analysis Report (2021-22)

Sr. No.	Curriculum Evaluation	Response in %				
		Outstanding	Excellent	Very Good	Good	Fair
1.	Curriculum Structure	9.76	17.07	63.41	9.76	0
2.	Relevance of curriculum in your job	4.88	29.27	48.78	17.07	0
3.	Quality of course content	7.32	26.83	53.66	12.2	0
4.	Teaching and Learning process	4.88	26.83	53.66	14.63	0
5.	Laboratory and IT Facilities	2.44	21.95	58.54	17.07	0
6.	Examination and Evaluation system	2.44	29.27	63.41	4.88	0
7.	Learning Resource Center (including Digital Library)	0	19.51	60.98	14.63	4.88
8.	Training and Placement facilities	7.32	9.76	73.17	2.44	7.32
9.	Hostel Facility	0	14.63	58.54	17.07	9.76
10.	Mess Facility	0	12.2	68.29	7.32	12.2
11.	Extracurricular Activities	0	14.63	68.29	12.2	4.88
12.	Services/interaction with registry	0	21.95	56.1	14.63	7.32
13.	Services/interaction with accounts	0	29.27	51.22	17.07	2.44

For analyzing the feedback of alumni for course structure and curriculum, we are considering first eight inputs of the feedback. As per average rating, 4.88% responses rated the curriculum as outstanding, 22.56% as excellent, 59.45% as very good, 11.58% as good and 1.52% as fair.





 Assistant Registrar (Academics)
 Jaypee University of Information Technology
 Waknaghat, Distt. Solan (H.P.)

Employer Feedback Analysis Report (2017-22)

The feedback of industry professionals and employers over the years helped the University to update the syllabus and curriculum as per the industry need. In time and regular update of curriculum helped students to upskill them as per industry requirement.

The input from industry professionals were analyzed and conveyed to the respective department for necessary action.




Assistant Registrar (Academics)
Jaypee University of Information Technology
Wahnaghat, Distt. Solan (H.P.)