

4.1.4 Audited Utilization Statements

4.1.4 - Total expenditure excluding salary for infrastructure augmentation during the year (INR in Lakhs)

Year	Budget allocated for infrastructure augmentation (INR in lakhs)	Expenditure for infrastructure augmentation (INR in lakhs)	Total expenditure excluding Salary (INR in lakhs)	Expenditure on maintenance of academic facilities (excluding salary for human resources) (INR in lakhs)	Expenditure on maintenance of physical facilities (excluding salary for human resources) (INR in lakhs)
2023-24	650	612.56	2714.15	148.66	216.02



4.1.4 Expenditure on Infrastructure Augmentation

(Expenditure on Infrastructure augmentation during the year 2023-24 (INR in Lakhs))

S. No	Particulars	(INR in Lakhs)
1	Buildings	65.88
2	Bio Informatics Lab Equipments	11.29
3	Computer Lab Equipments	151.27
4	Software -Civil	2.95
5	Software- Computer	5.55
6	Office Equipments	34.29
7	Miscellaneous Assets	1.23
8	Gymnasium Equipments	10.72
9	Furniture & Fixtures	4.83
10	Plant & Machinery	205.15
11	Electrical Equipments	4.49
12	Vehicle	11.05
13	Electricity	61.68
14	Water	19.36
15	Civil Maintenance	22.82
	Total	612.56






**JAYPEE UNIVERSITY OF INFORMATION TECHNOLOGY
FINANCIAL YEAR 2023-24**

Details of Property, Plant & Equipments and Intangible Assets as on 31.03.2024

Headline of Assets	Rate of Dep.	Op. Balance as on 01.04.2023	GROSS BLOCK		Disposed off during the year	As on 31.03.2024	Op. Balance as on 01.04.2023	DEPRECIATION		NET BLOCK	
			180 Days or more	Less than 180 Days				For the Year	Up to 31.03.2024	As on 31.03.2023	As on 31.03.2024
17. Plant & Equipments	10%	14,06,72,247		95,68,364		15,52,60,611	9,28,71,840	59,09,459	9,87,81,299	5,98,00,407	5,64,79,312
18. Books	15%	6,89,99,108	3,89,995	1,95,998		6,95,45,101	5,95,28,467	14,87,795	6,10,16,662	94,30,641	85,29,839
19. Lab Equipments	15%	2,00,85,220				2,00,85,220	1,75,30,729	3,83,258	1,79,15,537	25,54,921	21,71,683
20. Intangible Assets	15%	2,85,79,488	5,47,300	5,81,518		2,97,08,306	2,42,64,626	7,72,968	2,50,37,564	43,14,862	46,70,742
21. Lab Equipments	15%	1,17,54,125				1,17,54,125	99,38,940	2,72,277	1,02,11,295	18,15,177	15,42,900
22. Lab Equipments	40%	15,41,57,539	1,39,99,621	11,30,848		16,92,84,008	14,35,46,714	1,00,68,756	15,38,15,470	1,06,10,825	1,56,68,558
23. Lab Equipments	15%	2,29,31,060				2,29,31,060	2,02,40,899	2,70,072	2,05,00,671	18,00,481	15,30,409
24. Electronic Lab Equipments	15%	33,56,910				33,56,910	32,40,561	17,737	32,58,298	1,18,249	1,00,512
25. Computer Lab Equipments	40%	7,37,191				7,37,191	7,37,190		7,37,190	1	1
26. Lab Equipments	15%	87,905				87,905	81,378	979	82,357	6,527	5,948
27. Lab Equipments	15%	1,32,77,080				1,32,77,080	1,03,34,711	4,41,355	1,07,76,066	29,42,369	25,01,014
28. Lab Equipments	15%	2,48,51,677	14,92,623	19,36,482		2,82,80,662	1,74,22,203	14,83,519	1,89,05,822	74,29,374	93,74,940
29. Lab Equipments	15%	58,52,974	98,286	54,990		59,76,162	45,63,781	2,10,737	47,54,528	13,09,183	12,21,624
30. Lab Equipments	15%	61,95,703	8,85,542	1,86,596		72,67,841	41,79,817	4,49,179	46,28,995	20,13,880	26,38,945
31. Lab Equipments	10%	5,93,57,378	51,450	4,31,980		6,00,41,306	4,51,71,276	14,65,409	4,66,36,685	1,43,86,702	1,34,04,622
32. Lab Equipments	15%	2,96,64,570	11,05,380			3,03,32,950	1,88,90,825	17,16,364	2,06,06,809	1,37,74,045	97,26,361
33. Lab Equipments	15%	2,78,308		72,396		2,78,308	2,53,995	3,047	2,57,642	34,312	20,646
34. Lab Equipments	15%	92,81,290				92,81,290	67,15,080	3,90,360	71,05,348	25,68,202	22,48,238
35. Lab Equipments	15%	7,35,73,882	3,80,515	2,01,35,980		9,40,80,267	5,90,56,357	37,44,747	6,28,01,104	1,45,17,505	3,12,87,193
36. Lab Equipments	15%	1,14,17,293	91,786	3,57,555		1,18,66,574	84,24,750	4,89,452	89,14,242	29,32,463	29,52,332
37. Lab Equipments	15%	27,37,255				27,37,255	23,99,007	50,223	24,49,812	3,38,168	2,87,443
38. Lab Equipments	15%	3,44,83,214				3,44,83,214	2,88,46,308	9,08,266	2,92,56,544	60,54,665	51,46,670
39. Lab Equipments	15%	72,95,13,877	1,90,08,220	3,16,70,407		77,97,45,504	57,77,10,670	3,05,36,981	60,82,47,651	15,18,03,206	17,15,07,850
40. Lab Equipments	40%	45,04,289	5,55,190			50,59,459	43,60,390	1,88,990	45,28,980	1,43,679	5,30,479
41. Lab Equipments	40%	3,73,350		2,95,000		3,24,350	3,20,845	1,403	3,22,247	3,595	2,103
42. Lab Equipments	40%	22,64,478				22,64,478	22,24,594	74,954	22,99,548	39,084	2,60,930
43. Lab Equipments	40%	11,37,958				11,37,958	11,11,402	10,614	11,22,016	36,536	15,922
44. Lab Equipments	40%	19,41,888				19,41,888	19,01,073	17,526	19,19,599	43,615	26,289
45. Lab Equipments	40%	60,29,795				60,29,795	42,70,073	7,01,489	49,71,582	17,55,722	10,52,233
46. Lab Equipments	40%	2,73,000				2,73,000	2,68,484	1,906	2,70,290	4,516	2,710
47. Lab Equipments	40%	4,35,123				4,35,123	4,25,809	3,726	4,29,585	9,314	5,548
48. Lab Equipments	40%	4,86,360				4,86,360	4,69,940	6,963	4,55,944	17,410	10,446
49. Lab Equipments	40%	1,73,74,221		8,90,190		1,82,24,421	1,53,31,650	8,87,071	1,83,18,721	20,42,861	19,05,700
TOTAL (A2)		74,88,68,108	1,90,08,220	4,25,20,582	4,37,000	79,79,79,925	59,30,42,321	3,15,24,052	62,45,64,372	15,38,45,787	17,34,13,653
DUPLICATE		73,13,18,424	26,20,041	1,45,41,643	19,00,000	74,66,00,188	56,71,38,180	2,59,04,141	59,30,42,321	16,43,78,244	15,38,45,787

R.K. Shrivastava
VICE CHANCELLOR
JAYPEE UNIVERSITY OF INFORMATION TECHNOLOGY

REGISTRAR,
Jaypee University of Information Tec
Waznaghat, Distt. Solan (H.P.)



JAYPEE UNIVERSITY OF INFORMATION TECHNOLOGY
FINANCIAL YEAR 2023-24
EDUCATION EXPENSES

SCHEDULE - "J"

Particulars	Amount (₹) 31.03.2024	Amount (₹) 31.03.2023
Admission Exps. including Advertisement	1,36,51,122	98,74,104
Audit Fee	3,54,000	3,54,000
Conference & Seminar Expenses	33,41,231	2,88,569
Convocation Expenses	75,033	-
Dispensary Expenses	54,04,554	56,90,682
E-Journals & Periodicals	30,43,830	22,49,344
Electricity Expenses 30/-	2,05,59,883	2,01,52,827
Grocery & Eatables Consumed	5,88,69,052	5,67,40,112
Honorarium to Faculty & Remuneration of Visiting Faculty	6,87,765	7,74,609
Institute Promotional Expenses	27,43,722	10,94,851
Insurance Expenses	3,70,050	1,26,101
Internet Charges	16,14,621	10,02,620
Laboratory, Software & Research Innovation Expenses	46,47,663	36,24,071
Laundry Expenses	34,94,128	34,23,600
Lease Rent	23,796	23,796
Legal & Professional Charges	6,55,305	7,80,497
Messing Staff Expenses	2,13,82,008	1,91,38,122
Misc. Expenses	4,82,274	1,21,623
Payment to Technical Personnel	1,32,51,343	1,32,66,354
Placement Expenses	46,219	1,50,391
Postage & Telegram	1,24,797	87,121
Prior Period Exps.	-	3,597
Printing & Stationery	20,75,201	9,79,268
Recruitment Expenses	1,71,260	2,69,689

RK She
 VICE CHANCELLOR
 JAYPEE UNIVERSITY OF INFORMATION TECHNOLOGY

Vice Chancellor

W
 REGISTRAR
 JAYPEE UNIVERSITY OF INFORMATION TECHNOLOGY

REGISTRAR,
 Jaypee University of Information Technology,
 Ghazipur, Ghazipur, Distt. Seharanpur

CHIEF FINANCE OFFICER
 JAYPEE UNIVERSITY OF INFORMATION TECHNOLOGY


CHIEF FINANCE OFFICER
 JAYPEE UNIVERSITY OF INFORMATION TECHNOLOGY

DASS GPTA & ASSOCIATES * IITD NEW DELHI
 CHARTERED ACCOUNTANTS


IQAC
 JAYPEE UNIVERSITY OF INFORMATION TECHNOLOGY

SCHEDULE - "J" (Continued)

Particulars	Amount (₹) 31.03.2024	Amount (₹) 31.03.2023
Scholarship to Students	67,58,701	15,08,049
Security Expenses	2,53,11,819	2,38,92,812
Staff Welfare	26,82,323	18,42,717
Students Welfare Expenses	15,52,603	17,33,035
Telephone Expenses	5,30,605	5,49,047
Travelling & Conveyance	8,11,861	6,33,525
Water Expenses २०१.	96,78,024	1,05,11,933
Repair & Maintenance Expenses ५०१.		
- Civil Maintenance	57,03,030	40,30,366
- Hostel Maintenance	1,72,15,841	84,74,352
- Equipment & Machinery & Electrical	61,68,987	66,19,152
- Furniture & Fixture	16,05,611	6,57,415
- Horticulture Exps.	39,64,448	36,86,565
- House Keeping	2,56,49,456	2,29,91,790
- Others	26,03,898	46,42,077
- Vehicles	37,12,589	37,71,356
- Water Supply Scheme	3,96,171	2,95,343
TOTAL EDUCATION EXPENSES	27,14,14,823	23,60,55,482



REGISTRAR,
Jaypee University of Information Technology
Waknaghat, Distt. Solan (H.P.)



R.K. Singh

