


### 4.1.4 Audited Utilization Statements

4.1.4 - Total expenditure excluding salary for infrastructure augmentation during the year (INR in Lakhs)


Year	Budget allocated for infrastructure augmentation (INR in lakhs)	Expenditure for infrastructure augmentation (INR in lakhs)	Total expenditure excluding Salary (INR in lakhs)	Expenditure on maintenance of academic facilities (excluding salary for human resources) (INR in lakhs)	Expenditure on maintenance of physical facilities (excluding salary for human resources) (INR in lakhs)
2022-23	300	295.71	2360.55	142.69	339.11



#### 4.1.4 Expenditure on Infrastructure Augmentation

(Expenditure on Infrastructure augmentation during the F. Y. 2022-23 (INR in Lakhs)

S. No	Particulars	(INR in Lakhs)
1	Buildings	30.91
2	Bio Informatics Lab Equipments	11.80
3	Physics Lab Equipments	2.09
4	Computer Lab Equipments	53.11
5	Civil Lab Equipments	2.40
6	Software -Electronics Lab	19.41
7	Office Equipments	5.46
8	Miscellaneous Assets	3.61
9	Gymnasium Equipments	0.36
10	Furniture & Fixtures	0.49
11	Plant & Machinery	22.20
12	Electrical Equipments	12.36
13	Electricity	60.46
14	Water	21.02
15	Civil Maintenance	50.02
	<b>Total</b>	<b>295.71</b>



**JAYPEE UNIVERSITY OF INFORMATION TECHNOLOGY**  
**FINANCIAL YEAR 2022-23**  
**Details of Fixed Assets as on 31.03.2023**

**SCHEDULE : "A"**

Block of Assets	Rate of Dep.	Op. Balance as on 01.04.2022	GROSS BLOCK		Disposed off during the year	As on 31.03.2023	DEPRECIATION		Amount (₹)		
			Addition during the year				Op. Balance as on 01.04.2022	For the Year	NET BLOCK		
			180 Days or more	Less than 180 Days					As on 31.03.2022	As on 31.03.2023	
Classification of Assets											
Buildings	10%	14,66,81,037		30,91,210		14,66,79,247	8,68,43,929	69,26,311	9,28,71,840	5,87,37,568	5,88,00,407
Library Books	15%	6,88,29,550	34,745	95,813		6,89,59,108	5,78,72,690	16,55,777	5,95,28,467	1,00,53,880	94,30,841
Electronic Lab Equipments	15%	2,00,85,220				2,00,85,220	1,70,79,430	4,59,869	1,75,30,398	30,04,790	25,54,921
Bio Informatics Lab Equipments	15%	2,70,96,771		11,79,717		2,85,79,488	2,36,07,273	6,57,993	2,42,64,026	37,92,498	43,14,862
Physics Lab Equipments	15%	1,16,45,265		2,08,460		1,17,94,129	96,37,052	5,01,696	99,38,948	19,04,213	18,16,177
Computer Lab Equipments	40%	14,88,46,392	4,04,740	49,06,407		15,41,67,539	13,81,08,299	54,38,415	14,35,46,714	1,07,38,090	1,06,10,825
Imported Bio Lab Equipments	15%	2,20,31,050				2,20,31,050	1,89,19,867	5,12,732	2,02,36,599	21,16,218	18,00,481
Imported Electronic Lab Equipments	15%	33,58,810				33,58,810	32,19,693	20,868	32,40,581	1,39,117	1,18,249
Imported Computer Lab Equipments	40%	7,37,191				7,37,191	7,37,190		7,37,190	1	1
Imported Office Equipments	15%	87,905				87,905	80,226	1,752	81,378	7,679	6,507
Lab Equipments	15%	1,30,26,735	2,40,245			1,32,77,080	98,15,469	5,18,242	1,03,34,711	32,21,266	29,42,269
Software-Computer	40%	45,04,259				45,04,259	42,64,470	95,920	43,60,390	2,39,799	1,43,879
Software-Math	40%	3,24,350				3,24,350	3,18,508	2,337	3,20,845	2,842	3,505
Software-Civil	40%	22,64,478				22,64,478	21,88,004	26,590	22,24,594	66,474	35,894
Software -Language Lab	40%	11,37,938				11,37,938	10,93,711	17,691	11,11,462	44,227	26,526
Software -Biotech Lab	40%	19,44,888				19,44,888	18,71,863	29,210	19,01,073	73,025	43,816
Software -Electronics Lab	40%	40,82,695		15,41,109		60,23,795	37,47,958	5,22,115	42,70,073	3,34,737	17,53,722
Software -Library	40%	2,79,050				2,79,050	2,05,474	3,010	2,89,484	7,628	4,318
Software -Physics Lab	40%	4,35,123				4,35,123	4,19,589	6,210	4,25,809	15,524	9,314
Software -IoT Lab	40%	4,86,350				4,86,350	4,37,374	11,606	4,48,980	39,016	17,410
Office Equipments	15%	2,43,05,468	5,33,999	4,10,270		2,48,51,677	1,61,29,067	12,92,336	1,74,22,303	81,75,441	74,29,274
Miscellaneous Assets	15%	54,91,876	1,82,065	1,79,099		56,62,974	43,28,561	2,15,230	45,43,791	11,53,315	13,09,183
Gymnasium Equipments	15%	61,95,595	86,108			61,95,703	38,24,072	3,55,745	41,79,817	23,55,520	20,15,896
Furniture & Fixtures	10%	5,95,09,008	48,979			5,95,57,978	4,35,72,753	15,88,523	4,51,71,276	1,59,36,255	1,43,96,702
Vehicles	15%	3,12,84,570			16,00,000	2,96,64,570	1,89,89,923	19,01,302	1,88,80,525	1,42,75,347	1,07,74,045
Imported Kitchen Equipments	15%	2,79,208				2,79,208	2,49,706	4,290	2,53,996	28,602	24,312
Kitchen Equipments	15%	86,60,571	1,01,189	5,18,109		92,61,290	63,08,035	4,07,053	67,15,093	23,52,936	26,86,202
Plants & Machinery	15%	7,13,63,706	5,82,227	15,37,426		7,35,73,862	5,66,38,923	24,17,434	5,90,56,357	1,47,14,783	1,45,17,505
Electrical Equipments	15%	1,01,81,426	6,85,222	5,70,605		1,14,17,253	79,57,056	4,77,734	84,24,790	22,34,370	29,52,463
Other Mechanical Lab Equipments	15%	27,37,255				27,37,255	23,39,410	59,677	23,99,087	3,97,845	3,28,168
Research Equipments	15%	3,44,03,214				3,44,03,214	2,72,79,795	10,69,513	2,85,48,308	71,23,419	60,54,906
<b>GROSS TOTAL PREVIOUS YEAR</b>		<b>73,13,16,424</b>	<b>28,20,041</b>	<b>1,49,41,643</b>	<b>16,00,000</b>	<b>74,66,88,108</b>	<b>56,71,38,180</b>	<b>2,59,04,141</b>	<b>59,30,42,321</b>	<b>16,41,78,244</b>	<b>15,38,45,787</b>
		<b>72,02,59,387</b>	<b>21,18,133</b>	<b>29,79,410</b>	<b>71,000</b>	<b>73,13,16,424</b>	<b>53,76,45,222</b>	<b>2,94,92,958</b>	<b>56,71,38,180</b>	<b>18,26,44,659</b>	<b>16,41,78,244</b>



REGISTRAR,  
Jaypee University  
Wazirpur, Delhi




**JAYPEE UNIVERSITY OF INFORMATION TECHNOLOGY**  
**FINANCIAL YEAR 2022-23**  
**EDUCATION EXPENSES**

**SCHEDULE - "J"**

Particulars	Amount (₹) 31.03.2023	Amount (₹) 31.03.2022
Admission Exps. including Advertisement	98,74,104	73,00,431
Audit Fee	3,54,000	3,54,000
Conference & Seminar Expenses	2,88,569	47,018
Convocation Expenses	-	33,475
Dispensary Expenses	56,90,682	45,93,944
E-Journals & Periodicals	22,49,344	31,32,962
Electricity Expenses	2,01,52,827	1,22,25,421
Grocery & Eatables Consumed	5,67,40,112	1,56,01,332
Honorarium to Faculty & Remuneration of Visiting Faculty	7,74,609	6,74,279
Institute Promotional Expenses	10,94,851	8,19,195
Insurance Expenses	1,26,101	6,04,102
Internet Charges	10,02,620	10,82,950
Laboratory Expenses	36,24,071	28,01,265
Laundry Expenses	34,23,600	10,22,912
Lease Rent	23,796	23,784
Legal & Professional Charges	7,80,497	8,32,462
Messing Staff Expenses	1,91,38,122	89,52,585
Misc. Expenses	1,21,623	2,15,635
Payment to Technical Personnel	1,32,66,354	1,29,53,309
Placement Expenses	1,50,391	66,497
Postage & Telegram	87,121	86,949
Prior Period Exps.	3,597	73,414
Printing & Stationery	9,79,268	9,32,237
Recruitment Expenses	2,69,689	1,93,318

238




*Basu*  
 REGISTRAR,  
 Jaypee University of Information  
 Technology, WAKNAGHAT, Distt. Solan (H.P.)



SCHEDULE - "J" (Continued)

Particulars	Amount (₹)	
	31.03.2023	31.03.2022
Scholarship to Students	15,08,049	31,39,332
Security Expenses	2,38,92,812	1,78,09,239
Staff Welfare	18,42,717	18,92,135
Students Welfare Expenses	17,33,035	8,35,908
Telephone Expenses	5,49,047	6,43,633
Travelling & Conveyance	6,33,525	6,04,946
Water Expenses	1,05,11,933	59,57,986
Repair & Maintenance		
- Civil Maintenance	1,25,04,718	1,07,16,186
- Equipment & Machinery	66,19,152	53,91,575
- Furniture & Fixture	6,57,415	4,32,356
- Horticulture Exps.	36,86,565	26,97,213
- House Keeping	2,29,91,790	1,45,49,191
- Others	46,42,077	9,34,168
- Vehicles	37,71,356	25,40,637
- Water Supply Scheme	2,95,343	2,95,795
<b>TOTAL EDUCATION EXPENSES</b>	<b>23,60,55,482</b>	<b>14,30,63,776</b>

239



*Baij*  
REGISTRAR,  
Jaypee University of Information Technology  
Waknaghat, Distt. Sonbhadra (U.P.)

